

Job: _____
 Location: _____
 Schedule No.: _____
 System Designation: _____

Engineer: _____
 Architect: _____
 Location: _____
 Date: _____

For: Reference Approval Review Construction

Wall Mounted Ductless Indoor Unit

FEATURES

- Pre Heat Function
- Auto Swing Louvers
- Flare Connections
- Refrigerant R-410A
- Auto Addressing
- Electronic Expansion Valve
- LED Display
- Seven capacity sizes from 7,000 to 30,000 Btu/h
- Auto Restart
- High-Efficiency DC Motor

WARRANTY

- 10-year limited warranty.*See warranty for details.

SPECIFICATIONS

PERFORMANCE		
Cooling Capacity ¹ (Btu/h)		30,000
Heating Capacity ¹ (Btu/h)		34,100
Airflow (CFM)	Low/Medium/High	480/600/700
External Static Pressure (in. WC)		0
Sound (dBA)	Low/Medium/High	39.1/43.2/46.5
ELECTRICAL DATA		
Power Supply (Volts/Hertz/Phase)		208-230/60/1
Minimum Circuit Ampacity (MCA)		0.65
Maximum Overcurrent Protection (MOCP)		15
Cooling Power Input ² (W)		60
Cooling Rated Current (A)		0.55
Heating Power Input ² (W)		60
Heating Rated Current (A)		0.55
Indoor Fan Motor Input (W)		52(H:0Pa)
DIMENSIONS		
Unit Dimensions (in)	Width	47
	Height	13-1/2
	Depth	10-5/16
Liquid Pipe Connection (in) (I.D.)		3/8
Gas Pipe Connection (in) (I.D.)		5/8
Condensate Drain Connection - Gravity (in) (O.D.)		5/8 (1)
Net Weight (lb)		38
Shipping Weight (lb)		51



OPTIONAL ACCESSORIES

Non-Programmable Controller	V0STAT54P-3
Programmable Wired Controller	V0STAT51P-3
Infrared Wireless Controller	V0STAT52P-1
Occupancy Sensor	V0SNSR78P-3
HHE Relay Kit	V0CTRL92P-3
Hotel Keycard Interface	V0CTRL88P-1
Condensate Pumps (Reference Condensate Pump Selection Guide)	-

NOTES

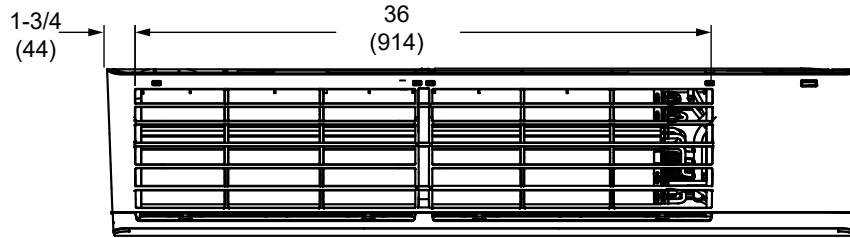
1. Cooling and Heating capacity data is rated at the following conditions:
 Cooling: 80°FDB / 67°FWB Indoor, 95°FDB
 Outdoor Heating: 70°FDB Indoor, 47°FDB / 43°FWB Outdoor.
2. Power Input values are rated at high fan speed.



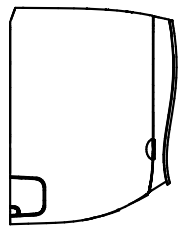
NOTE - Due to Lennox' ongoing commitment to quality, Specifications, Ratings and Dimensions subject to change without notice and without incurring liability. Improper installation, adjustment, alteration, service or maintenance can cause property damage or personal injury. Installation and service must be performed by a qualified installer and servicing agency.

DIMENSIONAL DRAWINGS - INCHES (MM)

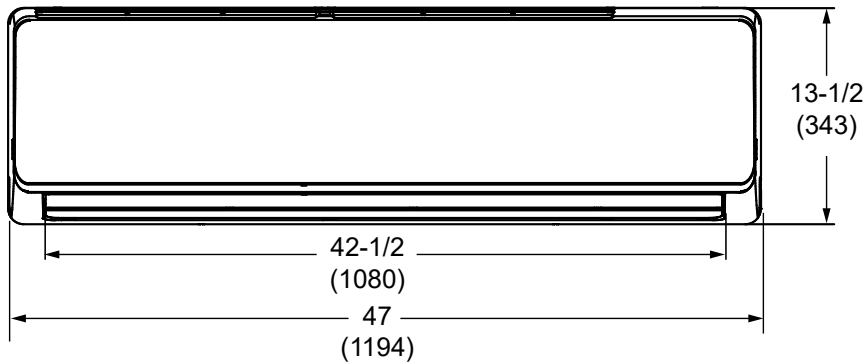
VWMB030H4



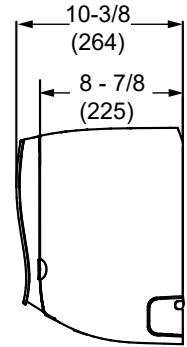
TOP VIEW



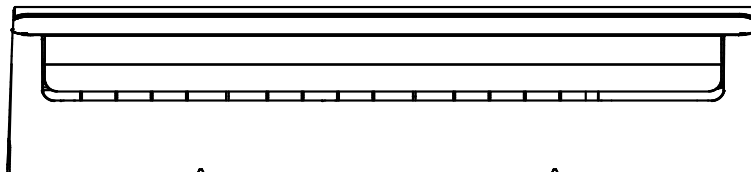
SIDE VIEW



FRONT VIEW



SIDE VIEW



BOTTOM VIEW