



STEP DOWN DIFFUSER ASSEMBLY TO SUIT



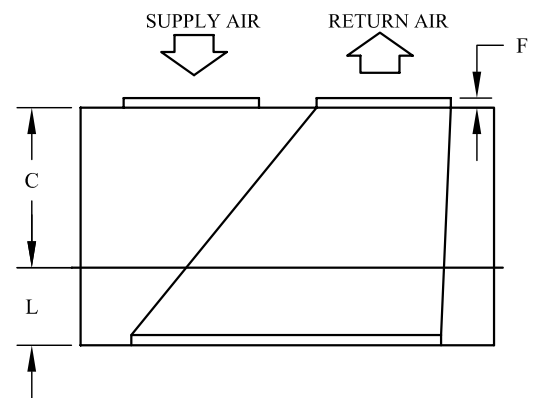
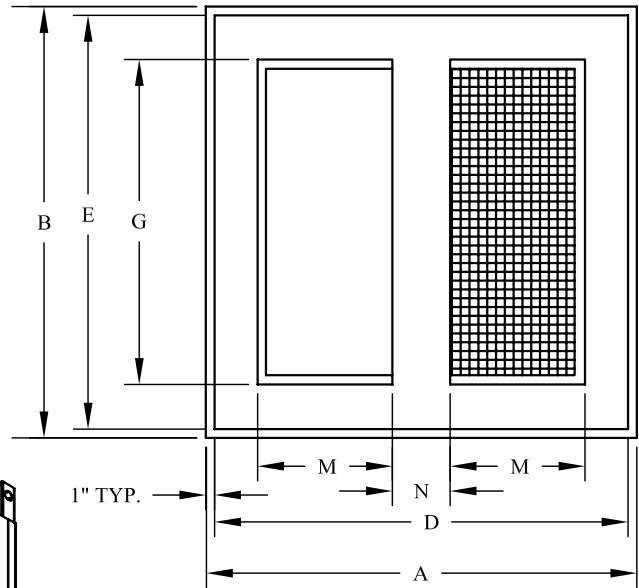
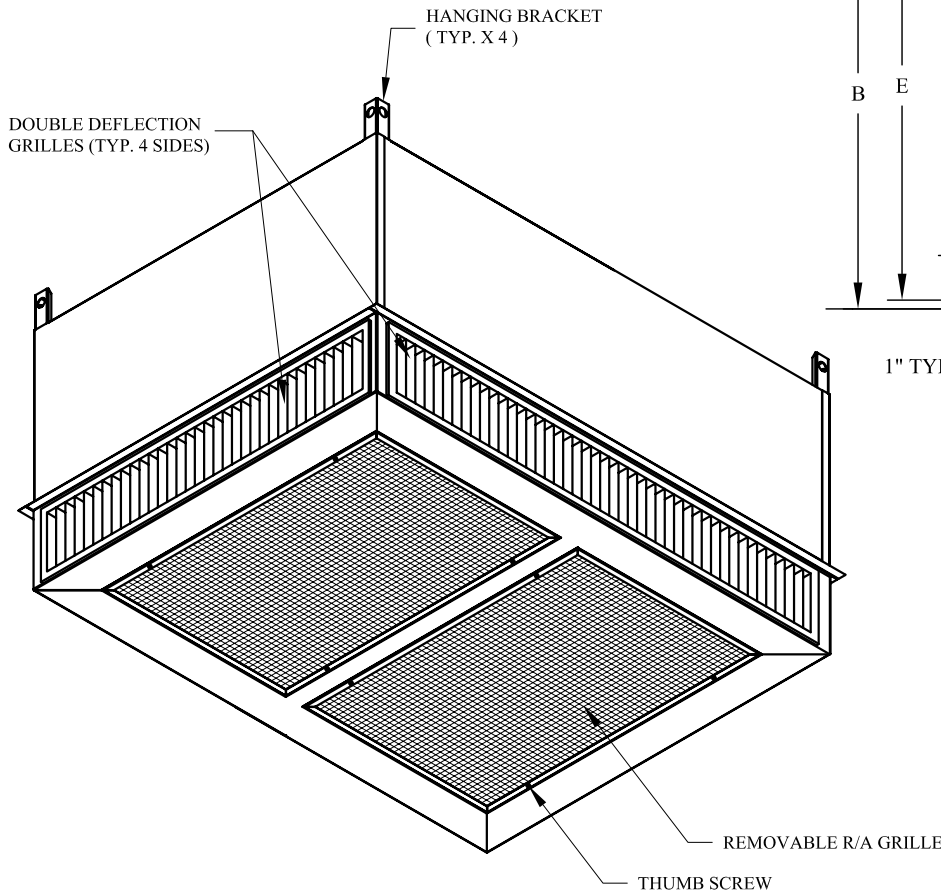
MODEL: LARTD-30/36S

NOTE:

- DIFFUSER HEAD TO BE SUPPORTED INDEPENDENTLY FROM BUILDING STRUCTURE

FEATURES:

- 24GA (G90) GALVANIZED STEEL CONSTRUCTION
- INTERIOR CABINET INSULATED WITH 1" THICK, 1-1/2 lbs/cu ft UL LISTED DUCT LINER
- INTERIOR TRANSITION INSULATED WITH 1/2" THICK, 2 lbs/cu ft UL LISTED DUCT LINER
- RETURN AIR GRID CORE GRILLE WITH WHITE FINISH
- DOUBLE DEFLECTION GRILLES WITH WHITE FINISH (4 SIDES)
- SUPPLY AND RETURN AIR DUCT COLLARS
- DIFFUSER FACE WHITE POWDER COAT FINISH



CAT #	CFM RANGE	THROW (RANGE FT)	DIMENSIONAL DATA										SHPG WEIGHT
			A	B	C	D	E	F	G	L	M	N	
45K74	10000-13000	46-73	65-5/8"	65-5/8"	40-1/2"	63-1/2"	63-1/2"	2"	60"	12-1/8"	28"	4-1/2"	625 LBS

LSDDL36
AUG. 16/16