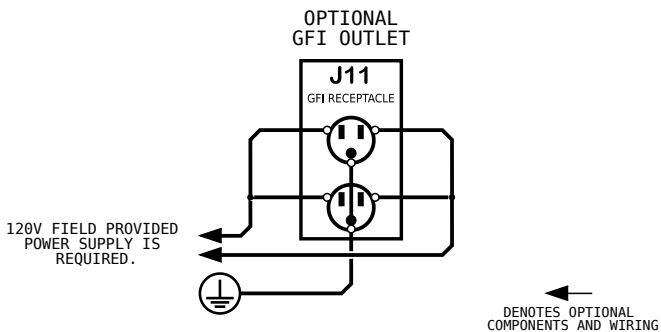
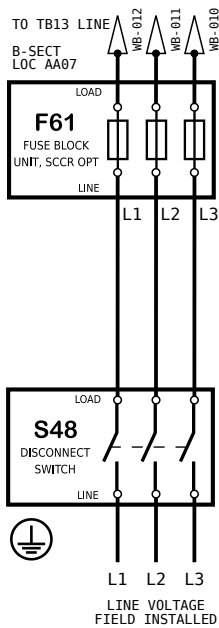
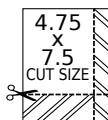


-----POWER ENTRY OPTIONS-----



Model: LG, LD Series RTU with SCCR
 Power Entry Options 156 - 360
 Voltage: All Voltages
 Supersedes: 538104-01 Form No: **538104-02** Rev: 2



REV	EC NO.	DATE	BY	APVD	REVISION NOTE
---	CN-010356M	11-16-2022	MXR6	JAL21	ORIGINATED AT PD&R CARROLLTON, TX
001	CN-012295C	04-03-2024	MXR6	MXT5	ADDED, REVISED GND SYMBOL.
002	CN-012295S	08-20-2024	MXR6	MXT5	REVISED TITLE BLOCK TO INCLUDE D-BOX.