



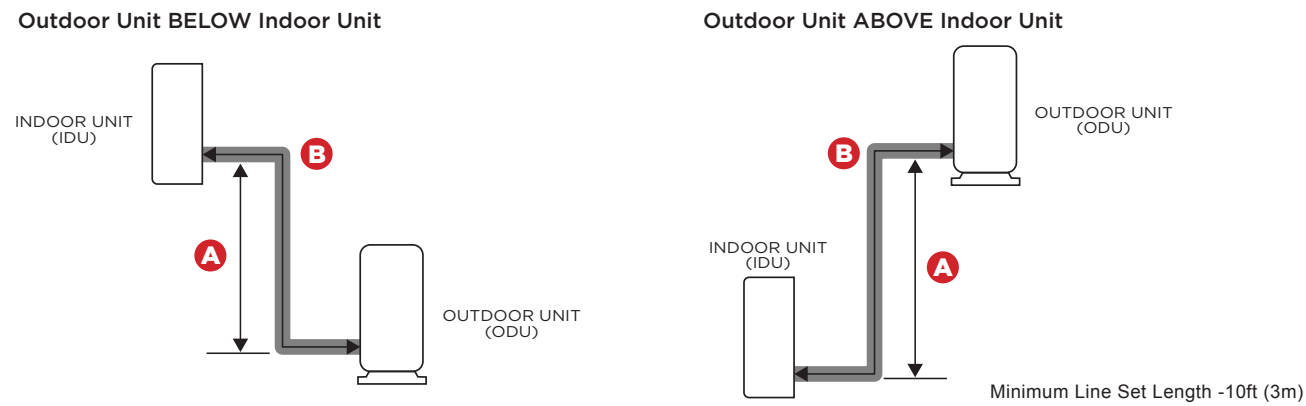
MODEL	WALL-MOUNTED INDOOR UNITS								CEILING CASSETTE INDOOR UNITS					
	MWMB***S4-1L		MWMA***S4-2P				MWMB030S4-1P	3WMB036S4-1P	M22A***S4-2P		M33A024S4-2P	M33A036S4-1P	M33B048S4-1P	
	009	012	009	012	018	024	030	036	009	012	018	024	036	048
Cooling (Btu/h)	9,500	12,000	9,000	12,000	18,000	24,000	30,000	36,000	9,000	12,000	18,000	24,000	36,000	48,000
Heating (Btu/h)	11,000	12,000	9,800	12,000	18,000	25,000	30,000	36,000	10,000	12,000	18,000	24,400	38,000	50,000
CFM (H/M/L)	365/265/195	365/265/195	370/270/195	370/275/200	530/410/295	695/625/485	795/645/500	795/645/500	375/300/255	380/310/260	560/485/415	700/635/575	1,095/960/810	1,175/1,030/855
V/Ph	115/1	115/1	208-230/1	208-230/1	208-230/1	208-230/1	208-230/1	208-230/1	208-230/1	208-230/1	208-230/1	208-230/1	208-230/1	208-230/1
Condensate Lift (in)	-	-	-	-	-	-	-	-	27.5	27.5	27.5	27.5	27.5	27.5
Dimensions WxHxD (in)	32-7/8 x 11 x 7-7/8	32-7/8 x 11 x 7-7/8	32-7/8 x 11 x 7-7/8	32-7/8 x 11 x 7-7/8	39 x 12-3/8 x 8-5/8	46-3/4 x 13-1/2 x 10-1/4	46-3/4 x 13-1/2 x 10-1/4	46-3/4 x 13-1/2 x 10-1/4	22-1/2 x 10-1/4 x 22-1/2	22-1/2 x 10-1/4 x 22-1/2	22-1/2 x 10-1/4 x 22-1/2	33-1/8 x 8-1/8 x 33-1/8	33-1/8 x 9-5/8 x 33-1/8	33-1/8 x 11-1/4 x 33-1/8
Sound (dBA)	24	24	27	29	31	35	38	38	33	36	36	43	49	49
Net Weight (lb)	20	20	20	20	27	40	40	40	32	35	36	46	58	63

MODEL	MEDIUM STATIC DUCTED INDOOR UNITS						CEILING / FLOOR INDOOR UNITS			
	MMDA009S4-2P	MMDB***S4-2P			MMDA***S4-1P		MCFB018S4-2P	MCFA024S4-2P	MCFA***S4-1P	
	009	012	018	024	036	048	018	024	036	048
Cooling (Btu/h)	9,000	12,000	18,000	24,000	36,000	48,000	18,000	24,000	36,000	48,000
Heating (Btu/h)	10,000	12,000	18,000	24,400	38,000	49,500	18,000	24,000	38,000	50,000
CFM (H/M/L)	335/290/240	340/270/165	505/430/350	735/660/415	1,120/940/680	1,470/1,180/940	580/520/465	760/710/600	1,035/915/640	1,350/1,120/1,000
Static (in wg)	0.18	0.16	0.40	0.64	0.40	0.40	-	-	-	-
V/Ph	208-230/1	208-230/1	208-230/1	208-230/1	208-230/1	208-230/1	208-230/1	208-230/1	208-230/1	208-230/1
Condensate Lift (in)	27.5	27.5	27.5	27.5	27.5	27.5	-	-	-	-
Dimensions WxHxD (in)	27-5/8 x 8-1/4 x 25	27-1/2 x 7-7/8 x 17-3/4	34-5/8 x 8-1/4 x 28-1/2	43 x 10 x 30	44-7/8 x 10-5/8 x 30-1/2	47-1/4 x 11-7/8 x 34-1/8	42-1/8 x 9-1/4 x 26-5/8	42-1/8 x 9-1/4 x 26-5/8	50-5/8 x 9-1/4 x 26-5/8	65 x 9-1/4 x 26-5/8
Sound (dBA)	31	26	35	36	47	46	39	59	43	52
Net Weight (lb)	40	38	54	87	77	95	55	58	69	84

MODEL	SINGLE-ZONE OUTDOOR UNITS										MULTI-ZONE OUTDOOR UNITS										
	MPB***S4S-1L		MPB***S4S-1P				3PB036S4S-1P	MLA***S4S-1P (Low Ambient)				MPB***S4M-1P				MLA***S4M-1P (Low Ambient)					
	009	012	009	012	018	024	030	036	048	036	009	012	018	024	018	030	036	048	018	030	036
Cooling (Btu/h)	9,500	12,000	9,000	12,000	18,000	24,000	30,000	36,000	48,000	36,000	9,000	12,000	17,000	24,000	18,000	28,000	36,000	49,000	19,000	28,000	36,000
Heating (Btu/h)	11,000	12,000	10,000	12,000	18,000	25,000	30,000	38,000	50,000	36,000	10,900	12,000	18,000	24,000	19,000	28,000	37,000	50,000	20,000	28,500	37,000
CFM	1,200	1,200	1,175	1,175	1,470	2,235	2,130	2,530	4,470	2,130	1,120	1,180	1,355	2,355	1,390	2,130	2,130	4,500	2,130	2,355	4,470
V/Ph	115/1	115/1	208-230/1	208-230/1	208-230/1	208-230/1	208-230/1	208-230/1	208-230/1	208-230/1	208-230/1	208-230/1	208-230/1	208-230/1	208-230/1	208-230/1	208-230/1	208-230/1	208-230/1	208-230/1	208-230/1
MCA / MOCP	15 / 20	15 / 20	10 / 15	12 / 15	15 / 20	18 / 25	20 / 30	30 / 50	35 / 50	25 / 35	9 / 15	9 / 15	18 / 25	20 / 30	18 / 25	25 / 35	30 / 45	35 / 50	19 / 25	27 / 40	35 / 50
Ref. Charge (oz)	44	44	39	41	69	83	91	108	148	120	51	51	67	87	70	98	105	162	99	106	162
Ref. Pre-charge (ft)	25	25	25	25	25	25	25	25	25	25	25	25	25	25	25	25	25	25	25	25	25
Addit'l Charge / ft (oz)	0.16	0.16	0.16	0.16	0.16	0.32	0.32	0.32	0.32	0.32	0.16	0.16	0.16	.32	0.16	0.16	0.16	0.32	0.16	0.16	0.32
Dimensions WxHxD (in)	31-1/2 x 21-7/8 x 13-1/8	31-1/2 x 21-7/8 x 13-1/8	30-3/8 x 21-7/8 x 11-7/8	31-1/2 x 21-7/8 x 13-1/8	33-1/4 x 27-3/4 x 14-3/8	37-1/4 x 32 x 16-1/8	37-1/4 x 32 x 16-1/8	37-1/4 x 32 x 16-1/8	37-1/2 x 52-1/2 x 16-3/8	37-1/4 x 32 x 16-1/8	34-1/4 x 21-3/4 x 14-5/8	34-1/4 x 21-3/4 x 14-5/8	36 x 27-5/8 x 14-1/4	40-3/4 x 31-7/8 x 18	33-1/4 x 27-5/8 x 14-1/4	37-1/2 x 31-7/8 x 16-1/8	37-1/2 x 31-7/8 x 16-1/8	37-1/2 x 52-1/2 x 16-3/8	40-5/8 x 31-7/8 x 18	40-5/8 x 31-7/8 x 18	41-1/8 x 52-1/2 x 16-3/8
Sound (dBA)	52.5	52.5	55	55	60	61	59	66	62.5	59	52	52	56	57	62	63	62	64	63.4	62.3	64
Net Weight (lb)	80	80	62	77	107	137	137	149	217	146	88	88	108	136	106	150	157	224	150	157	224



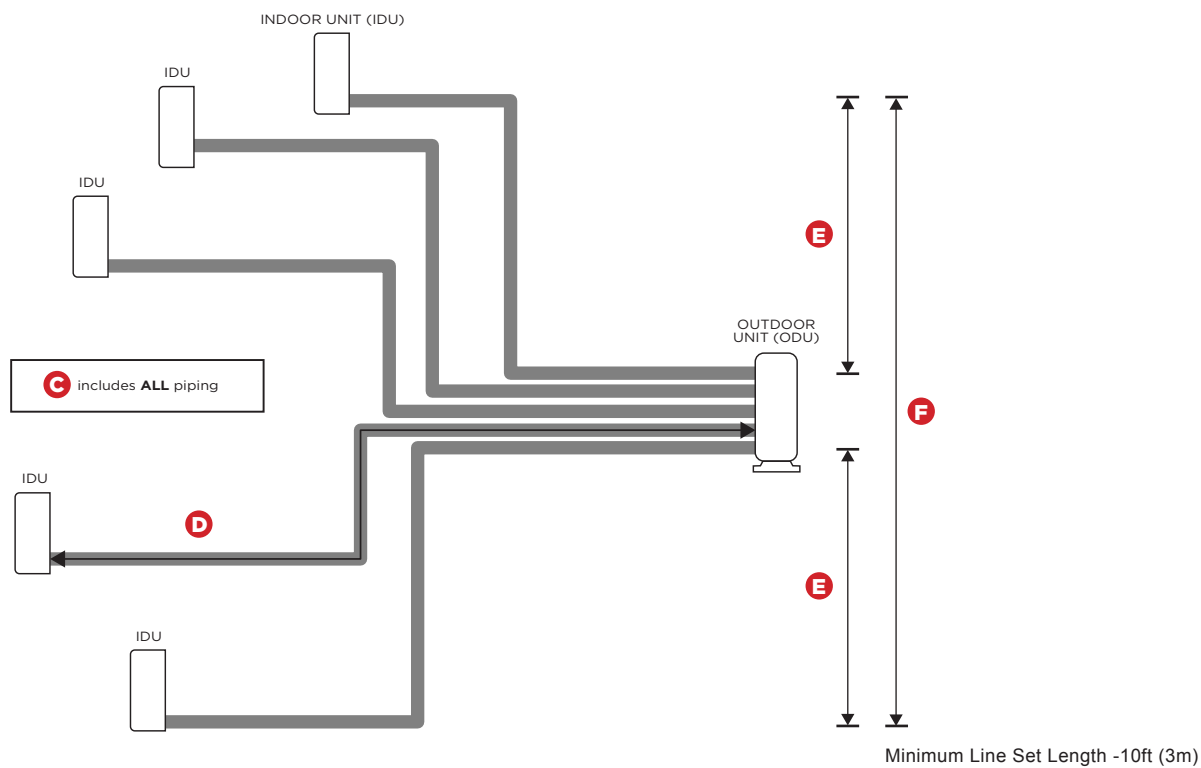
PIPING LIMITATIONS (SINGLE-ZONE, MINI-SPLIT SYSTEMS)



SINGLE-ZONE PIPE LENGTH

Model	009	012	018	024	030	036	048
Liquid Line Set Diameter [in]	1/4	1/4	1/4	3/8	3/8	3/8	3/8
Vapor Line Set Diameter [in]	3/8	1/2	1/2	5/8	5/8	5/8	5/8
Max Elevation ODU to IDU [ft (m)] - A	33 (10)	33 (10)	66 (20)	82 (25)	82 (25)	98 (30)	98 (30)
Max Pipe Length [ft (m)] - B	82 (25)	82 (25)	98 (30)	164 (50)	164 (50)	213 (65)	213 (65)

PIPING LIMITATIONS (MULTI-ZONE, MINI-SPLIT SYSTEMS)



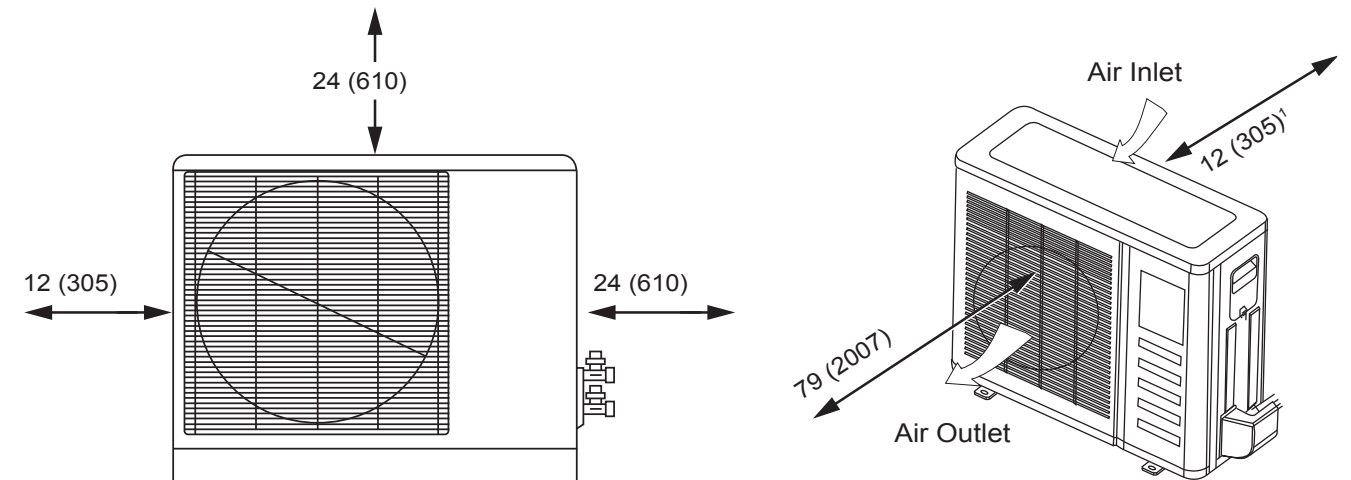
MULTI-ZONE PIPE LENGTH

Size	018	030	036	048
Maximum Number of IDUs	2	3	4	5
MPB Max (Total) Pipe Length for all IDUs [ft (m)] - C	131 (40)	197 (60)	262 (80)	262 (80)
MLA Max (Total) Pipe Length for all IDUs [ft (m)] - C	148 (45)	197 (60)	246 (75)	N/A
MPB Max Pipe Length for One IDU [ft (m)] - D	82 (25)	98 (30)	115 (35)	115 (35)
MLA Max Pipe Length for One IDU [ft (m)] - D	82 (25)	98 (30)	98 (30)	N/A
Max Elevation ODU to IDU [ft (m)] - E	49 (15)	49 (15)	49 (15)	49 (15)
Max Elevation IDU to IDU [ft (m)] - F	33 (10)	33 (10)	33 (10)	33 (10)

LENNOX MINI-SPLIT LOCAL CONTROLLERS

	Wired MOSTAT61Q-1	Wireless MOSTAT60Q-1	Programmable MOSTAT64Q-1
Dimensions (in)	4.72 x 4.72 x 0.83	5.70 x 2.16 x 0.86	4.88 x 4.75 x 0.75
Ships Standard	MMD*	MWM*, M22A, M33*, MCF*	N/A
CONTROLLER FEATURES			
LED Display	•	•	•
Operation Mode Toggle (Auto - Cool - Dry - Heat - Fan)	•	•	•
Fan Speed Toggle (Auto - Low - Medium - High)	•	•	•
Temperature Toggle (Fahrenheit - Celsius)	•	•	•
Louver Swing	•	•	•
Setpoint Control	•	•	•
Timer On/Off	•	•	•
Follow Me	•	•	•
Programmable Schedule			•

OUTDOOR UNIT INSTALLATION CLEARANCES - INCHES (MM)



¹ Minimum rear clearance can be 6 inches (152mm) when mounted on brackets and with no obstruction on the other three sides.

