










**CONNECTING TECHNOLOGY
WITH EXPERTISE**

QUICK REFERENCE GUIDE

MODEL	VWMB***S4 (WALL MOUNT)							V22A***S4 (2X2 CEILING CASSETTE)				V33B***H4 (3X3 CEILING CASSETTE)							
																			
Cooling (Btu/h)	007	009	012	015	018	024	030	007	009	012	015	009	012	015	018	024	030	036	048
Heating (Btu/h)	7,500	9,500	12,000	15,000	19,000	24,000	30,000	7,000	9,000	12,000	15,000	9,000	12,000	15,000	19,000	24,000	30,000	38,000	48,000
Max. CFM	8,500	11,000	13,600	17,100	21,500	27,300	34,100	8,200	10,900	13,600	17,100	10,900	13,600	17,100	21,500	27,300	34,000	40,000	51,200
MCA / MOCP	310	310	350	400	450	620	700	234	240	292	292	578	578	606	606	706	939	939	1,017
Condensate Lift	0.23 / 15	0.24 / 15	0.27 / 15	0.34 / 15	0.42 / 15	0.52 / 15	0.65 / 15	0.3 / 15	0.3 / 15	0.3 / 15	0.3 / 15	0.7 / 15	0.7 / 15	0.7 / 15	0.7 / 15	0.8 / 15	1.4 / 15	1.4 / 15	1.4 / 15
Dimensions WxHxD (in.)	38 x 12 x 8				47 x 13 1/2 x 10 5/16			22-5/8 x 10-3/8 x 22-5/8				35-5/8 x 9 x 33-1/8				35-5/8 x 11-7/8 x 33-1/8			
Sound (dBA)	34/32/31	35/33/32	36/35/33	42/40/38	42/40/39	44/42/37	48/44/40	36/33/23	36/33/23	42/36/29	42/36/29	42/37/32	42/37/32	43/38/34	43/38/34	45/39/34	47/41/36	47/41/36	50/45/35
Net Weight (lb.)	271	271	271	30.2	30.2	38	38	37	37	40	40	49	49	53	53	53	62	62	66

MODEL	VMDB***H4 (MEDIUM-STATIC DUCTED)									VHIA***S4 (HIGH-STATIC DUCTED)												
																						
Cooling (MBH)	007	009	012	015	018	024	030	036	048	024	030	036	048	054	072	096						
Heating (MBH)	7,000	9,000	12,000	15,000	19,000	24,000	30,000	38,000	48,000	24,000	30,000	38,000	48,000	54,000	72,000	96,000						
Max. CFM	8,000	10,900	13,600	17,000	21,000	27,000	34,000	42,000	54,000	27,300	34,100	42,700	54,600	56,400	80,000	105,000						
Static (in. w.g.)	341	341	341	444	512	682	853	1,024	1,365	942	1,248	1,248	1,656	1,656	2,814	2,814						
MCA / MOCP	0.30	0.30	0.30	0.60	0.60	0.60	0.60	0.60	0.60	0.10 - 0.80	0.15 - 0.80	0.20 - 0.80	0.20 - 0.80	0.20 - 0.80	0.20 - 0.80	0.20 - 1.13	0.20 - 1.13					
Condensate Lift	0.65 / 15	0.65 / 15	0.7 / 15	1.4 / 15	1.6 / 15	2.0 / 15	2.5 / 15	2.54 / 15	3.2 / 15	2.4 / 15	2.5 / 15	2.5 / 15	3 / 15	3 / 15	7.5 / 15	7.5 / 15						
Dimensions WxHxD (in.)	28	28	28	28	28	28	28	28	28	20	20	20	20	20	20	20						
Sound (dBA)	31-1/8 x 8-1/4 x 25			39-3/4 x 8-1/4 x 25			39-3/4 x 10-5/8 x 25			48-1/2 x 10-5/8 x 30-1/2			50-3/4 x 11-7/8 x 34-1/8			37-1/2 x 16-5/8 x 27-1/8			51-1/4 x 16-1/2 x 27-1/8		56-5/8 x 18-1/2 x 33-1/8	
Net Weight (lb.)	37/36/35	38/36/34	37/36/35	47/43/40	46/43/40	49/46/43	56/54/52	49/46/44	54/52/50	48/46/45	52/49/47	52/49/47	53/50/48	54/52/50	59/55/52	59/55/52						

MODEL	VCFA***S4 (CEILING / FLOOR)								VVCA***H4 (VERTICAL AIR HANDLER)							
																
Cooling (MBH)	012	015	018	024	030	036	048	054	018	024	030	036	048	054		
Heating (MBH)	12,000	16,000	18,000	24,000	30,000	38,000	48,000	54,000	18,000	24,000	30,000	36,000	48,000	54,000		
Max. CFM	13,600	17,100	21,500	27,300	34,100	42,700	52,900	61,400	21,000	27,000	34,000	40,000	54,000	60,000		
Static (in. w.g.)	353	441	441	441	706	1,165	1,165	1,354	650	800	1,000	1,200	1,600	1,800		
MCA / MOCP	0.3 / 15	0.9 / 15	0.9 / 15	0.9 / 15	1.1 / 15	1.4 / 15	1.4 / 15	2.4 / 15	3.8 / 15	3.8 / 15	3.8 / 15	5.3 / 15	5.3 / 15	5.3 / 15		
Condensate Lift	-	-	-	-	-	-	-	-	-	-	-	-	-	-		
Dimensions WxHxD (in.)	39 x 8-1/8 x 26				50-3/8 x 8-1/8 x 26		65-3/4 x 9-5/8 x 26-3/4		65-3/4 x 11-1/4 x 26-3/4		19-3/4 x 46-1/2 x 21-5/8			22 x 54-1/2 x 24		
Sound (dBA)	40/38/36	43/41/38	43/41/38	43/41/38	45/43/40	47/45/42	47/45/42	52/50/48	48/45/43	49/47/43	52/49/47	53/50/47	57/54/52	58/57/55		
Net Weight (lb.)	59	62	62	62	76	110	110	127	123	123	123	163	163	163		




CONNECTING TECHNOLOGY
WITH EXPERTISE

QUICK REFERENCE GUIDE




PIPING LIMITATIONS

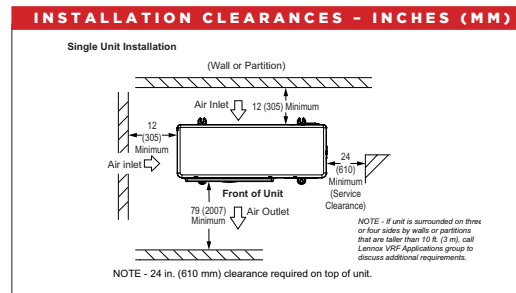
	3- AND 4-TON SYSTEMS	5-TON SYSTEM
Total Piping Length	328	328
Maximum Piping Length	148	196
IDU to Nearest Branch Pipe — D	49.2	49.2
First Branch to IDU — E	65.6	65.6
HEIGHT DIFFERENCE		
IDU to ODU (ODU Below) — A	65.6	65.6
IDU to ODU (ODU Above) — B	98.4	98.4
IDU to IDU — C	26.2	26.2

MINI-VRF OUTDOOR UNITS

MODEL			
Tonnage	3	4	5
Model Number	VPA036H4M	VPA048H4M	VPA060H4M
Cooling Capacity	36,000	47,500	60,000
Heating Capacity	40,000	52,500	66,000
Dimensions WxHxD (in.)	35-1/4 x 52-1/4 x 13-1/4		
VAC/ø	208-230/1	208-230/1	208-230/1
MCA / MOCP	25 / 40	31 / 50	40 / 60
Max # IDU	5	7	9

LENNOX VRF LOCAL CONTROLLERS

MODEL	 VOSTAT51P	 VOSTAT54P	 VOSTAT52P
Description	Programmable Touch Screen Controller	Non-programmable Controller	Wireless Controller
Dimensions (in)	4-7/8 x 7-1/8 x 1-1/4	3-3/8 x 3-3/8 x 3/4	6 x 2-1/2 x 3/4
CONTROLLER FEATURES			
LCD Display	6.2" Full-Color Touchscreen	Backlit LCD Display	Backlit LCD Display
Configuration Options	•	•	
Servicing	•	•	
Operation Mode Toggle	Auto - Cool - Dry - Heat - Fan	Auto - Cool - Dry - Heat - Fan	Auto - Cool - Dry - Heat - Fan
Scheduling	Everyday / 5+1+1 / 5+2 / 7		
Grouping	16 Indoor Units	16 Indoor Units	1:1
Fan Speed Toggle	Low - Medium - High	Low - Medium - High	Low - Medium - High
Temperature Toggle	Fahrenheit - Celsius	Fahrenheit - Celsius	Fahrenheit - Celsius



BRANCH BOX

Model Number	V8MIDB01
# of Ports	4
# IDU per Port	1
Btu/h per Port	24,000
Dimensions WxHxD (in.)	10-3/8 x 6 x 9-1/4

