



STEP DOWN DIFFUSER ASSEMBLY TO SUIT



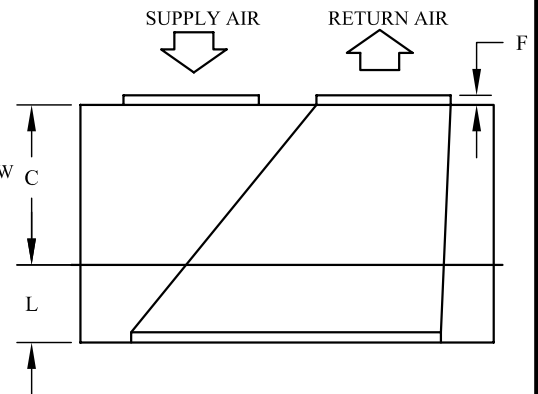
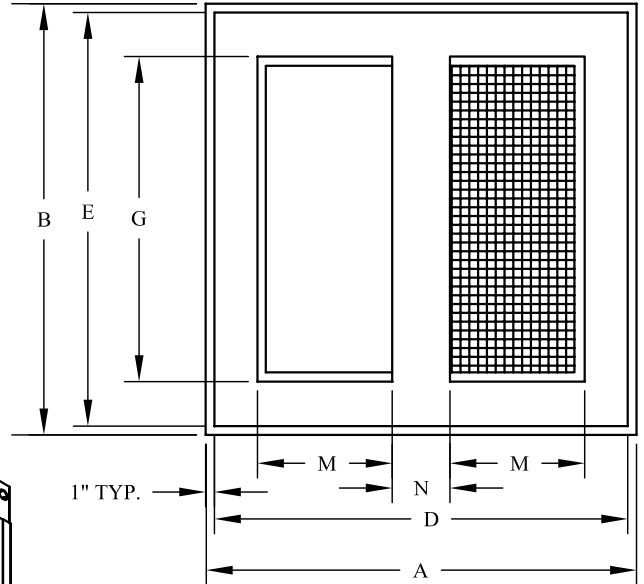
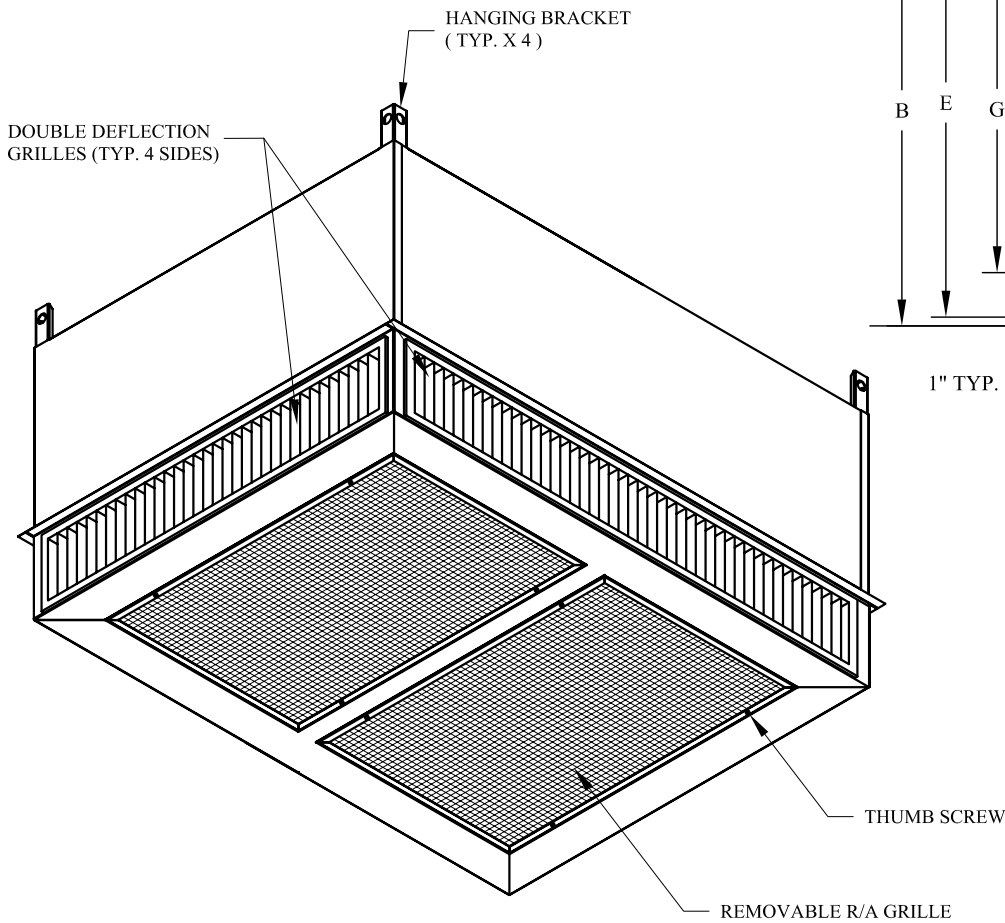
MODEL: RTD11 - 185S

NOTE:

- DIFFUSER HEAD TO BE SUPPORTED INDEPENDENTLY FROM BUILDING STRUCTURE

FEATURES:

- 24GA (G90) GALVANIZED STEEL CONSTRUCTION
- INTERIOR CABINET INSULATED WITH 1" THICK, 1-1/2 lbs/cu ft UL LISTED DUCT LINER
- INTERIOR TRANSITION INSULATED WITH 1/2" THICK, 2 lbs/cu ft UL LISTED DUCT LINER
- RETURN AIR GRID CORE GRILLE WITH WHITE FINISH
- DOUBLE DEFLECTION GRILLES WITH WHITE FINISH (4 SIDES)
- SUPPLY AND RETURN AIR DUCT COLLARS
- DIFFUSER FACE WHITE POWDER COAT FINISH



| CAT # | CFM RANGE | THROW (RANGE FT) | DIMENSIONAL DATA | | | | | | | | | | SHPG WEIGHT |
|-------|-----------|------------------|------------------|---------|---------|---------|---------|----|-----|---------|-----|--------|-------------|
| | | | A | B | C | D | E | F | G | L | M | N | |
| 13K63 | 5400-6600 | 38-56 | 47-5/8" | 47-5/8" | 24-5/8" | 45-1/2" | 45-1/2" | 2" | 36" | 10-1/8" | 18" | 4-1/2" | 168 LBS |

LSDD185

AUG. 16/ 16