



FLUSH / CONCENTRIC DIFFUSER ASSEMBLY TO SUIT



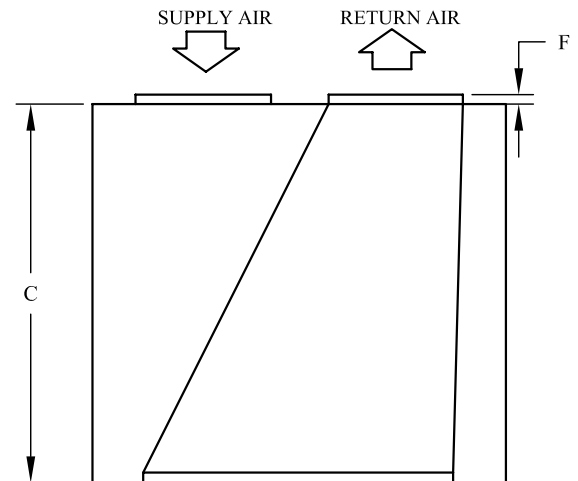
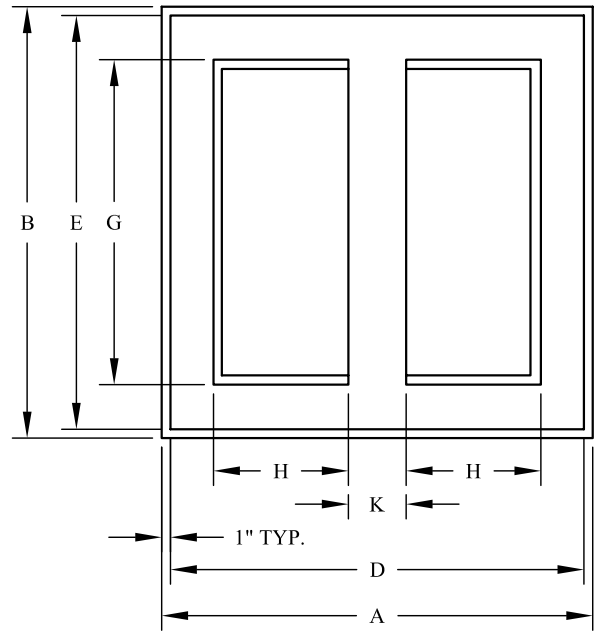
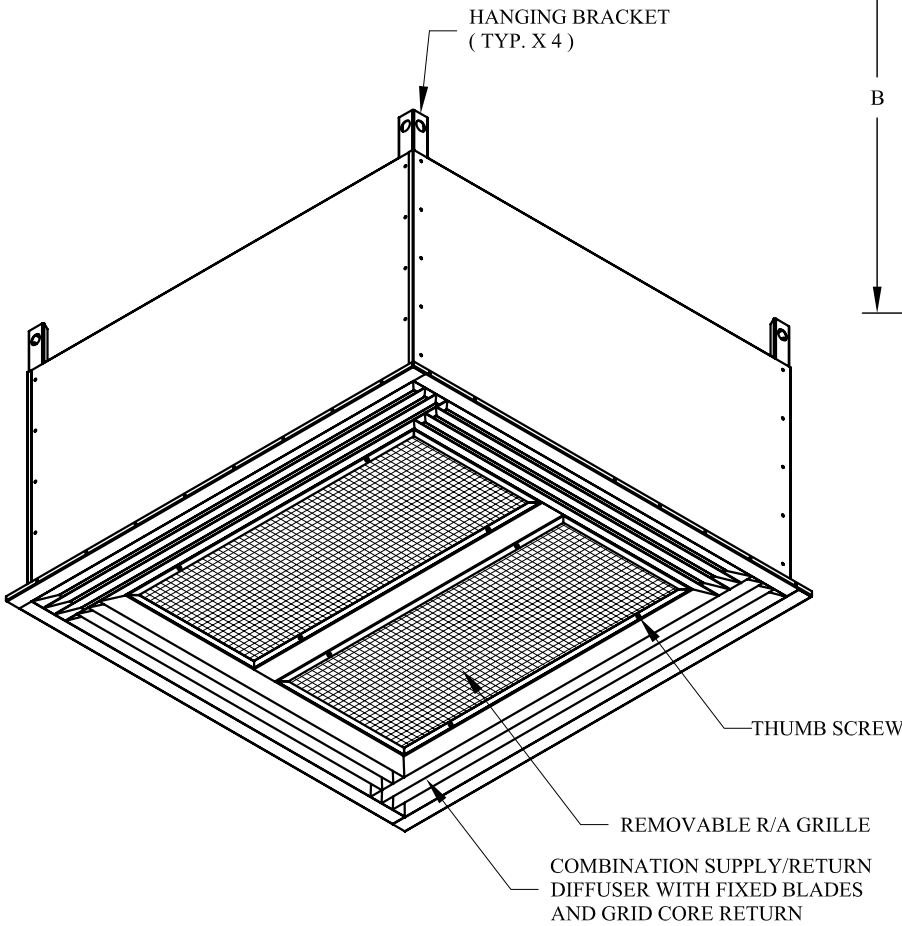
MODEL : FD11 - 275S

NOTE:

- DIFFUSER HEAD TO BE SUPPORTED INDEPENDENTLY FROM BUILDING STRUCTURE

FEATURES:

- 24GA (G90) GALVANIZED STEEL CONSTRUCTION
- INTERIOR CABINET INSULATED WITH 1" THICK, 1-1/2 lbs/cu ft UL LISTED DUCT LINER
- INTERIOR TRANSITION INSULATED WITH 1/2" THICK, 2 lbs/cu ft UL LISTED DUCT LINER
- COMBINATION SUPPLY/RETURN DIFFUSER WITH FIXED BLADES AND GRID CORE RETURN
- SUPPLY AND RETURN AIR DUCT COLLARS
- DIFFUSER FACE WHITE POWDER COAT FINISH



| CAT # | CFM RANGE | THROW (RANGE FT) | DIMENSIONAL DATA | | | | | | | | | SHPG WEIGHT |
|-------|------------|------------------|------------------|---------|---------|-----|-----|----|-----|-----|--------|-------------|
| | | | A | B | C | D | E | F | G | H | K | |
| 13K59 | 6000-10000 | 25-57 | 59-5/8" | 59-5/8" | 35-1/4" | 57" | 57" | 2" | 48" | 24" | 4-1/2" | 238 LBS |

LFD275

AUG. 17 / 16