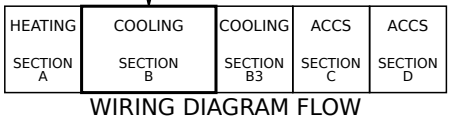


KEY LIST

LOCATION	COMPONENT DESCRIPTION
CC08	HR1 HEATER, COMPRESSOR 1
BB04,05,06	K1 CONTACTOR, COMPRESSOR 1
HH04,05	K65 RELAY, EXHAUST FAN 1
BB04,05	K191 RELAY, CRANKCASE HEATER 1
FF04	L14 VALVE, SOLENOID, REHEAT COIL 1
AA08	L43 REACTOR INVERTER
HH02	PT6 PRESSURE TRANSDUCER, EBM MOTOR
EE01	RT6 SENSOR, A55 DISCHARGE (IMC)
CC01	RT17 SENSOR, OUTSIDE AIR TEMP
GG02	RT42 SENSOR, SUCTION TEMP., COMP 1
CC02	RT44 SENSOR, LIQUID TEMP., COMP 1
EE02	RT46 SENSOR, SATURATION SUCT TEMP., COMP 1
CC01	RT48 SENSOR, SATURATION LIQUID TEMP., COMP 1
AA01	S4 LIMIT, HI PRESS. SWITCH, COMPRESSOR 1
AA01	S5 LIMIT, HI TEMP. SWITCH, COMPRESSOR 1
AA02	S87 SWITCH, LOW PRESS., COMP. 1
DD04	T1 TRANSFORMER, CONTROL
DD05	T5 TRANSFORMER, OUTDOOR FAN MOTOR
EE04	T43 TRANSFORMER, REHEAT
CC07	T61 TRANSFORMER, INV INTERNAL POWER

- ### NOTES
- ONLY ON UNITS WITH HUMIDITROL OPTION
 - RT6 REMOTE MOUNT WIRING
 - T1 CONNECTED TO J/P395-1,2 ONLY WITH HUMIDITROL
 - USED ON VAV UNITS ONLY



WARNING
DISCONNECT ALL POWER BEFORE SERVICING.
ELECTRIC SHOCK HAZARD, CAN CAUSE INJURY OR DEATH. UNIT MUST BE GROUNDED IN ACCORDANCE WITH NATIONAL AND LOCAL CODES.
FOR USE WITH COPPER CONDUCTORS ONLY. REFER TO UNIT RATING PLATE FOR MINIMUM CIRCUIT AMPACITY AND MAXIMUM OVERCURRENT PROTECTION SIZE.
IF ANY WIRE IN THIS APPLIANCE IS REPLACED, IT MUST BE REPLACED WITH WIRE OF LIKE SIZE, RATING AND INSULATION THICKNESS.



538106-03

01

02

03

04

05

06

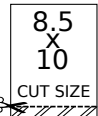
07

08

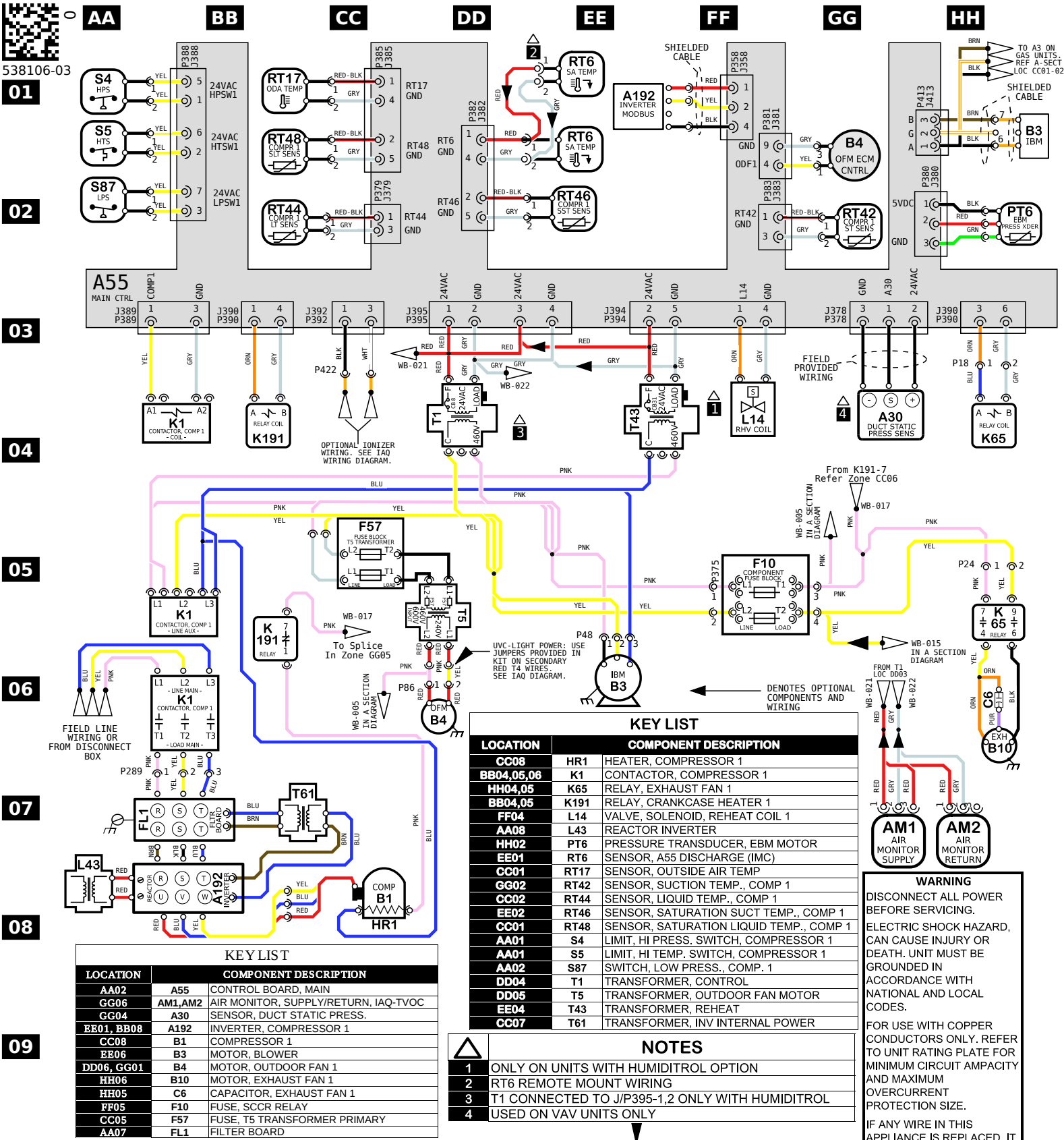
09

10

Model: LCM, LGM 036U - 074U G VOLT
Cooling Diagram with Higher SCCR
Voltage: 460/3/60 (G)
Supersedes: N/A Form No: 538106-03 Rev: 0



REV	EC NO.	DATE	BY	APVD	REVISION NOTE
---	CN-008852AS	01/10/2023	AXL	AAH	ORIGINATED AT PD&R CARROLLTON, TX.



538106-03

01

02

03

04

05

06

07

08

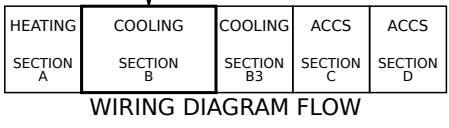
09

10

KEY LIST

LOCATION	COMPONENT DESCRIPTION
CC08	HR1 HEATER, COMPRESSOR 1
BB04,05,06	K1 CONTACTOR, COMPRESSOR 1
HH04,05	K65 RELAY, EXHAUST FAN 1
BB04,05	K191 RELAY, CRANKCASE HEATER 1
FF04	L14 VALVE, SOLENOID, REHEAT COIL 1
AA08	L43 REACTOR INVERTER
HH02	PT6 PRESSURE TRANSDUCER, EBM MOTOR
EE01	RT6 SENSOR, A55 DISCHARGE (IMC)
CC01	RT17 SENSOR, OUTSIDE AIR TEMP
GG02	RT42 SENSOR, SUCTION TEMP., COMP 1
CC02	RT44 SENSOR, LIQUID TEMP., COMP 1
EE02	RT46 SENSOR, SATURATION SUCT TEMP., COMP 1
CC01	RT48 SENSOR, SATURATION LIQUID TEMP., COMP 1
AA01	S4 LIMIT, HI PRESS. SWITCH, COMPRESSOR 1
AA01	S5 LIMIT, HI TEMP. SWITCH, COMPRESSOR 1
AA02	S87 SWITCH, LOW PRESS., COMP. 1
DD04	T1 TRANSFORMER, CONTROL
DD05	T5 TRANSFORMER, OUTDOOR FAN MOTOR
EE04	T43 TRANSFORMER, REHEAT
CC07	T61 TRANSFORMER, INV INTERNAL POWER

- ### NOTES
- 1 ONLY ON UNITS WITH HUMIDITROL OPTION
 - 2 RT6 REMOTE MOUNT WIRING
 - 3 T1 CONNECTED TO J/P395-1,2 ONLY WITH HUMIDITROL
 - 4 USED ON VAV UNITS ONLY



WARNING

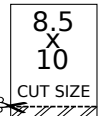
DISCONNECT ALL POWER BEFORE SERVICING.

ELECTRIC SHOCK HAZARD, CAN CAUSE INJURY OR DEATH. UNIT MUST BE GROUNDED IN ACCORDANCE WITH NATIONAL AND LOCAL CODES.

FOR USE WITH COPPER CONDUCTORS ONLY. REFER TO UNIT RATING PLATE FOR MINIMUM CIRCUIT AMPACITY AND MAXIMUM OVERCURRENT PROTECTION SIZE.

IF ANY WIRE IN THIS APPLIANCE IS REPLACED, IT MUST BE REPLACED WITH WIRE OF LIKE SIZE, RATING AND INSULATION THICKNESS.

Model: LCM, LGM 036U - 074U G VOLT
 Cooling Diagram with Higher SCCR
 Voltage: 460/3/60 (G)
 Supersedes: N/A Form No: 538106-03 Rev: 0



REV	EC NO.	DATE	BY	APVD	REVISION NOTE
---	CN-008852AS	01/10/2023	AXL	AAH	ORIGINATED AT PD&R CARROLLTON, TX.