



01

02

03

04

05

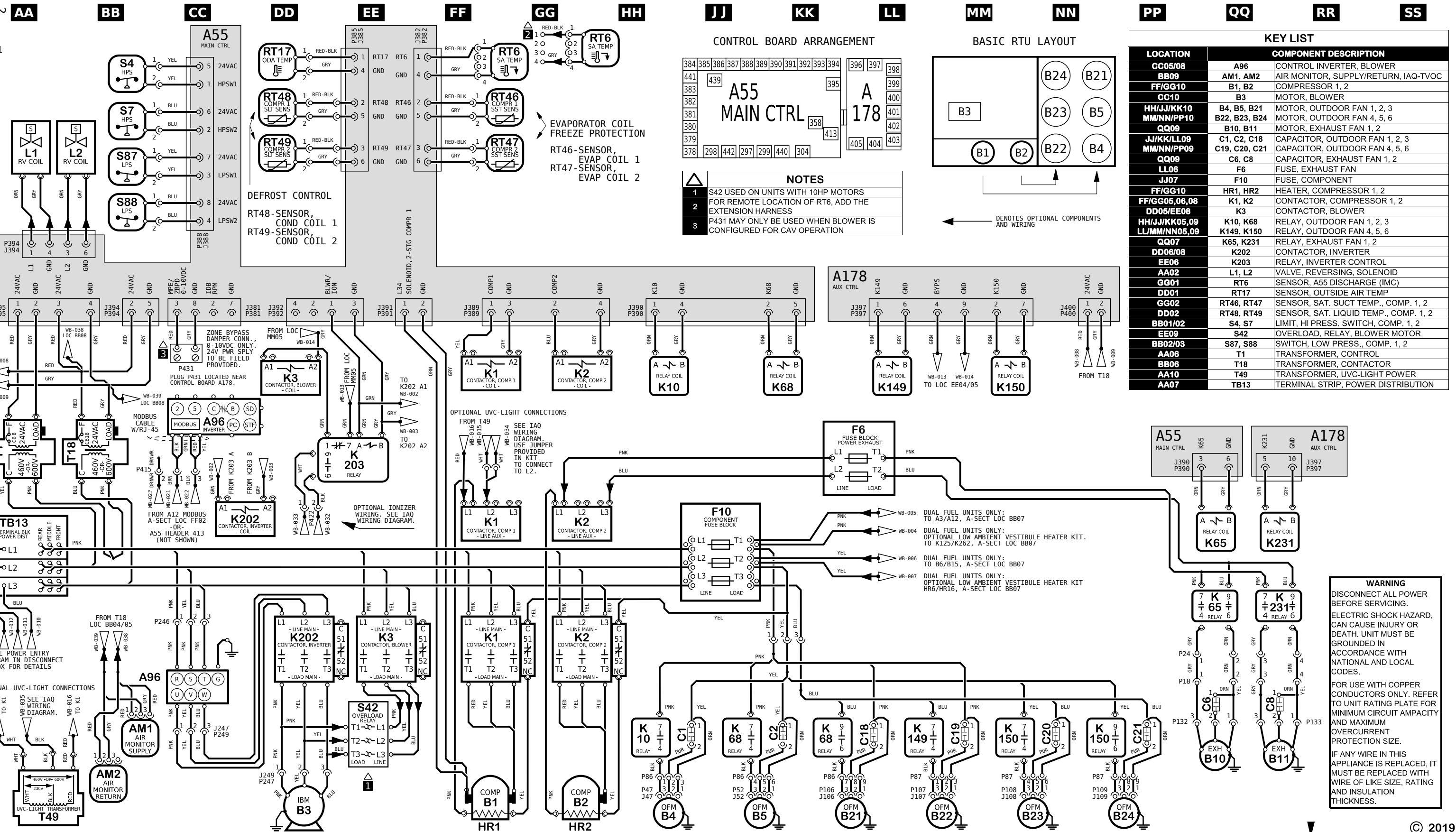
06

07

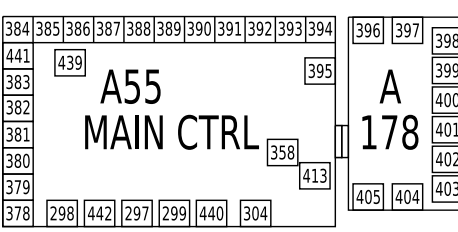
08

09

10

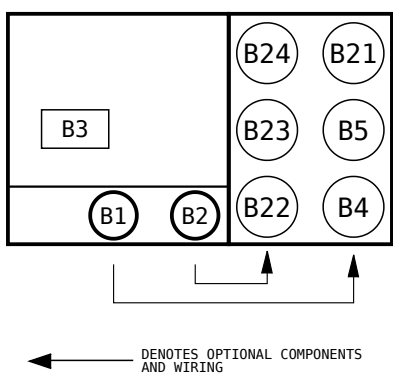


### CONTROL BOARD ARRANGEMENT



- NOTES**
- S42 USED ON UNITS WITH 10HP MOTORS
  - FOR REMOTE LOCATION OF RT6, ADD THE EXTENSION HARNESS
  - P431 MAY ONLY BE USED WHEN BLOWER IS CONFIGURED FOR CAV OPERATION

### BASIC RTU LAYOUT

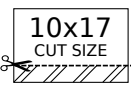
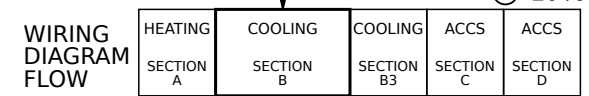


### KEY LIST

LOCATION	COMPONENT DESCRIPTION
CC05/08	A96 CONTROL INVERTER, BLOWER
BB09	AM1, AM2 AIR MONITOR, SUPPLY/RETURN, IAQ-TVOC
FF/GG10	B1, B2 COMPRESSOR 1, 2
CC10	B3 MOTOR, BLOWER
HH/JJ/KK10	B4, B5, B21 MOTOR, OUTDOOR FAN 1, 2, 3
MM/NN/PP10	B22, B23, B24 MOTOR, OUTDOOR FAN 4, 5, 6
QQ09	B10, B11 MOTOR, EXHAUST FAN 1, 2
JJ/KK/LL09	C1, C2, C18 CAPACITOR, OUTDOOR FAN 1, 2, 3
MM/NN/PP09	C19, C20, C21 CAPACITOR, OUTDOOR FAN 4, 5, 6
QQ09	C6, C8 CAPACITOR, EXHAUST FAN 1, 2
LL06	F6 FUSE, EXHAUST FAN
JJ07	F10 FUSE, COMPONENT
FF/GG10	HR1, HR2 HEATER, COMPRESSOR 1, 2
FF/GG05,06,08	K1, K2 CONTACTOR, COMPRESSOR 1, 2
DD05/EE08	K3 CONTACTOR, BLOWER
HH/JJ/KK05,09	K10, K68 RELAY, OUTDOOR FAN 1, 2, 3
LL/MM/NN05,09	K149, K150 RELAY, OUTDOOR FAN 4, 5, 6
QQ07	K65, K231 RELAY, EXHAUST FAN 1, 2
DD06/08	K202 CONTACTOR, INVERTER
EE06	K203 RELAY, INVERTER CONTROL
AA02	L1, L2 VALVE, REVERSING, SOLENOID
GG01	RT6 SENSOR, A55 DISCHARGE (IMC)
DD01	RT17 SENSOR, OUTSIDE AIR TEMP
GG02	RT46, RT47 SENSOR, SAT. SUCT TEMP., COMP. 1, 2
DD02	RT48, RT49 SENSOR, SAT. LIQUID TEMP., COMP. 1, 2
BB01/02	S4, S7 LIMIT, HI PRESS. SWITCH, COMP. 1, 2
EE09	S42 OVERLOAD, RELAY, BLOWER MOTOR
BB02/03	S87, S88 SWITCH, LOW PRESS., COMP. 1, 2
AA06	T1 TRANSFORMER, CONTROL
BB06	T18 TRANSFORMER, CONTACTOR
AA10	T49 TRANSFORMER, UVC-LIGHT POWER
AA07	TB13 TERMINAL STRIP, POWER DISTRIBUTION

Model: LHT, LDT 156H, 180H - G, J-VOLT  
MSAV - WITH BYPASS

Voltage: 460V/3~60Hz (G), 575V/3~60Hz (J)  
Supersedes: N/A Form No: 538221-01 Rev: 2



REV	EC NO.	DATE	BY	APVD	REVISION NOTE
---	CN-010356	06-20-2022	MXR6	JAL21	ORIGINATED AT PD&R CARROLLTON, TX
001	CN-010356E	07-26-2022	MXR6	JAL21	A) REVERSED HIGH VOLTAGE WIRING ON T18 TRANSFORMER.
002	CN-012015A	04-11-2024	MXR6	JAL21	UPDATED GND SYMBOLS ON MOTORS AND INVERTER

© 2019



538221-01

01

02

03

04

05

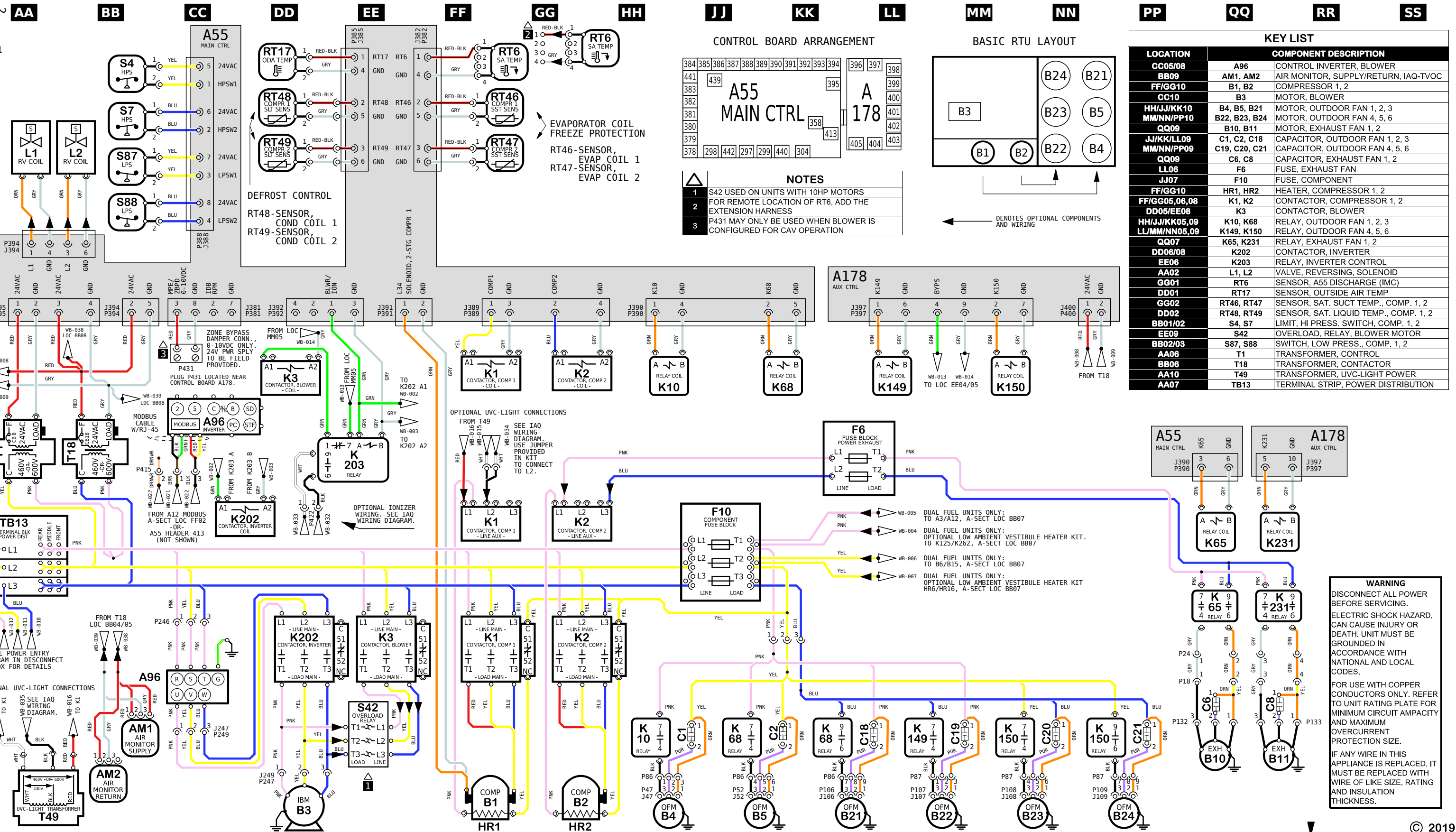
06

07

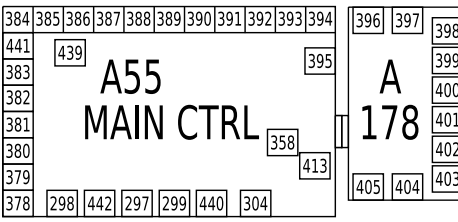
08

09

10

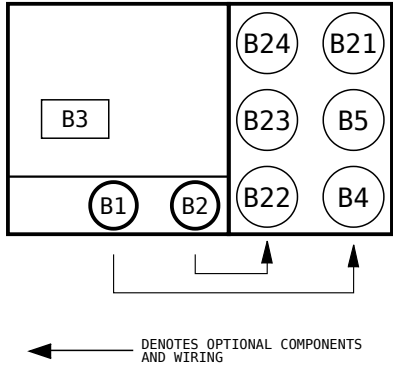


### CONTROL BOARD ARRANGEMENT



- NOTES**
- S42 USED ON UNITS WITH 10HP MOTORS
  - FOR REMOTE LOCATION OF RT6, ADD THE EXTENSION HARNESS
  - P431 MAY ONLY BE USED WHEN BLOWER IS CONFIGURED FOR CAV OPERATION

### BASIC RTU LAYOUT

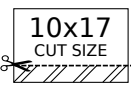
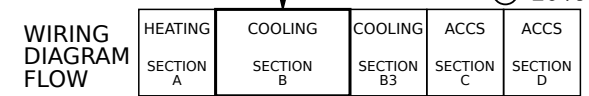


### KEY LIST

LOCATION	COMPONENT DESCRIPTION
CC05/08	A96 CONTROL INVERTER, BLOWER
BB09	AM1, AM2 AIR MONITOR, SUPPLY/RETURN, IAQ-TVOC
FF/GG10	B1, B2 COMPRESSOR 1, 2
CC10	B3 MOTOR, BLOWER
HH/JJ/KK10	B4, B5, B21 MOTOR, OUTDOOR FAN 1, 2, 3
MM/NN/PP10	B22, B23, B24 MOTOR, OUTDOOR FAN 4, 5, 6
QQ09	B10, B11 MOTOR, EXHAUST FAN 1, 2
JJ/KK/LL09	C1, C2, C18 CAPACITOR, OUTDOOR FAN 1, 2, 3
MM/NN/PP09	C19, C20, C21 CAPACITOR, OUTDOOR FAN 4, 5, 6
QQ09	C6, C8 CAPACITOR, EXHAUST FAN 1, 2
LL06	F6 FUSE, EXHAUST FAN
JJ07	F10 FUSE, COMPONENT
FF/GG10	HR1, HR2 HEATER, COMPRESSOR 1, 2
FF/GG05,06,08	K1, K2 CONTACTOR, COMPRESSOR 1, 2
DD05/EE08	K3 CONTACTOR, BLOWER
HH/JJ/KK05,09	K10, K68 RELAY, OUTDOOR FAN 1, 2, 3
LL/MM/NN05,09	K149, K150 RELAY, OUTDOOR FAN 4, 5, 6
QQ07	K65, K231 RELAY, EXHAUST FAN 1, 2
DD06/08	K202 CONTACTOR, INVERTER
EE06	K203 RELAY, INVERTER CONTROL
AA02	L1, L2 VALVE, REVERSING, SOLENOID
GG01	RT6 SENSOR, A55 DISCHARGE (IMC)
DD01	RT17 SENSOR, OUTSIDE AIR TEMP
GG02	RT46, RT47 SENSOR, SAT. SUCT TEMP., COMP. 1, 2
DD02	RT48, RT49 SENSOR, SAT. LIQUID TEMP., COMP. 1, 2
BB01/02	S4, S7 LIMIT, HI PRESS. SWITCH, COMP. 1, 2
EE09	S42 OVERLOAD, RELAY, BLOWER MOTOR
BB02/03	S87, S88 SWITCH, LOW PRESS., COMP. 1, 2
AA06	T1 TRANSFORMER, CONTROL
BB06	T18 TRANSFORMER, CONTACTOR
AA10	T49 TRANSFORMER, UVC-LIGHT POWER
AA07	TB13 TERMINAL STRIP, POWER DISTRIBUTION

Model: LHT, LDT 156H, 180H - G, J-VOLT  
MSAV - WITH BYPASS

Voltage: 460V/3~/60Hz (G), 575V/3~/60Hz (J)  
Supersedes: N/A Form No: 538221-01 Rev: 2



REV	EC NO.	DATE	BY	APVD	REVISION NOTE
---	CN-010356	06-20-2022	MXR6	JAL21	ORIGINATED AT PD&R CARROLLTON, TX
001	CN-010356E	07-26-2022	MXR6	JAL21	A) REVERSED HIGH VOLTAGE WIRING ON T18 TRANSFORMER.
002	CN-012015A	04-11-2024	MXR6	JAL21	UPDATED GND SYMBOLS ON MOTORS AND INVERTER

© 2019