



VRF
VVCB

High Efficiency Vertical Air Handler Models - 60 Hz

**COMMERCIAL
PRODUCT SPECIFICATIONS**

Bulletin No. 210891
June 2021
Supersedes April 2019

The Vertical Air Handler has accessible electrical controls, connection points and internally mounted expansion valve kit.

Variable speed blower motor for quiet operation.



WARRANTY

Components

- Limited ten years for qualifying installations
- See Warranty Certificate for details

FEATURES

Pre-Heat Function

- Delays the operation of the blower until the indoor coil has reached a pre-determined temperature which prevents the discharge of cold air while the system is operating in the "heating" mode

Digital Readout/Infrared Receiver Panel

- Mounted on unit (may be remotely located)
- LEDs display unit operation status, and codes for maintenance and servicing
- Infrared receiver for use with a wireless remote control (not furnished)



Auto-Addressing

- An optional wireless remote control (not furnished) can be used to inquire and modify each indoor unit's address

Auto-Restart

- Automatically restores the previous function setting if power is interrupted

Expansion Valve

- Assures optimal performance throughout the application range

TABLE OF CONTENTS

Blower Data 5
Cooling Capacity 18
Dimensions 4
Electric Heat Data 6
Heating Capacity 22
Installation Clearances With Electric Heat 4
Model Number Identification 1
Sound Data 9
Specifications 2

Braze Connections

- Vapor and liquid lines have braze connections that extended outside of the cabinet for ease of connection
- See dimension drawing for locations

Three-Stage Fan Speed (High Efficiency DC Motor)

- Fan functions at three levels: low, medium, high

Cabinet

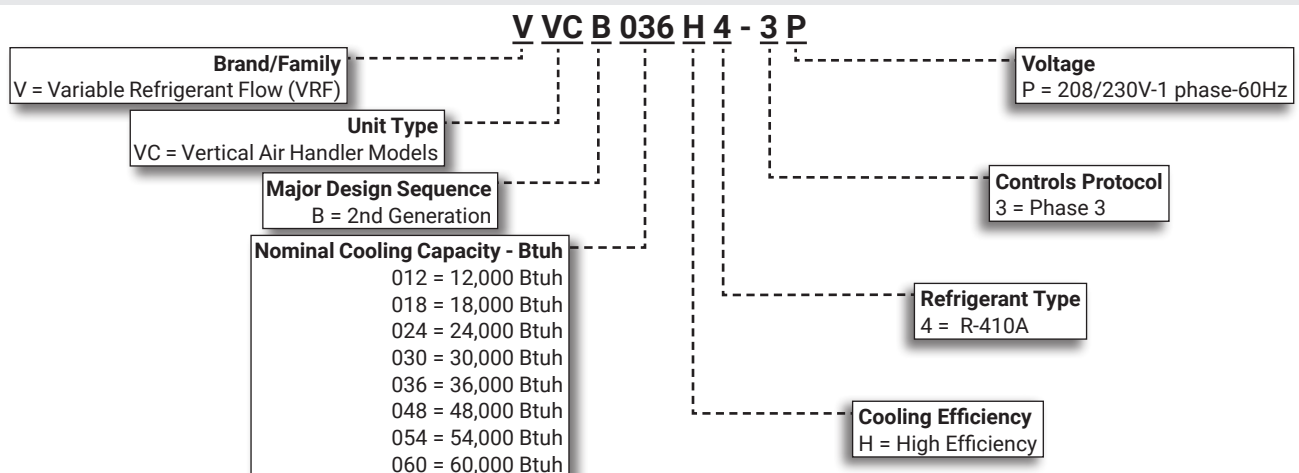
- Painted, galvanized steel cabinet, fully insulated
- Vertical, horizontal-left (field modification required) or horizontal-right air discharge installations
- Flanges on cabinet allow easy supply air duct connection
- Filter access door for easy filter replacement
- Electrical inlets provided in sides and top of cabinet

Optional Accessories

Electric Heat

- Field installed internal to unit cabinet
- Available in several kW sizes
- Electric heat low voltage controls plug-in to air handler

MODEL NUMBER IDENTIFICATION



SPECIFICATIONS
012 - 030

General Data		Nominal kBtuh	012	018	024	030
Model Number		VVCB012H4	VVCB018H4	VVCB024H4	VVCB030H4	
¹ Cooling Performance	Net Cooling Capacity - Btuh	12,000	18,000	24,000	30,000	
	Total Unit Power Input (W)	73	57	98	165	
	Rated current (A)	0.5	0.65	0.95	1.5	
¹ Heating Performance	Net Heating Capacity - Btuh	13,500	21,000	27,000	34,000	
	Total Unit Power Input (W)	76	58	100	166	
	Rated current (A)	0.5	0.65	0.95	1.5	
Refrigerant	Type	R-410A	R-410A	R-410A	R-410A	
Indoor Fan Motor	Motor Output - hp	43	60	100	151	
	Rpm (high / medium / low)	680 / 570 / 570	1020 / 860 / 700	1360 / 1150 / 950	1670 / 1440 / 1190	
Indoor Coil	Number of rows	3	4	4	4	
	Fin spacing - in.	1.5	1.6	1.6	1.6	
	Coil length x height x width - in.	17-23/32 x 33-5/64 x 1-37/64	17-23/32 x 33-5/64 x 2-7/64			
	Number of circuits	6	8	8	8	
	Tube outside diameter and type - in.	1/4 - Rifled Copper Tubing				
	Fin type	Hydrophilic Coated Aluminum				
	Expansion device type	Electronic Expansion Valve				
	Design Pressure (high / low)- psig	650/250	650/250	650/250	650/250	
Indoor Coil Connections	Liquid pipe o.d. - in. (sweat)	3/8	3/8	3/8	3/8	
	Vapor pipe o.d. - in. (sweat)	5/8	5/8	5/8	5/8	
	Drain connection o.d. - in.	(1)3/4	(1)3/4	(1)3/4	(1)3/4	
Indoor Blower	Airflow (high / medium / low) - cfm	400 / 320 / 320	600 / 510 / 420	800 / 680 / 560	1000 / 850 / 700	
	Sound power (high / medium / low) dBA	39.4 / 35 / 34.7	42.2 / 39.3 / 36.7	46.5 / 42.7 / 39.7	51.1 / 48 / 43.7	
Control Wiring (AWG)	2-Core Shielded, Stranded, Polarity Sensitive, 18 AWG					
Weight Data	Unit weight (net / shipping) - lbs.	119 / 143	123 / 147	123 / 147	123 / 147	
ELECTRICAL DATA						
	Line voltage data - 60 Hz - 1ph	208/230V	208/230V	208/230V	208/230V	
	² Maximum overcurrent protection (amps)	15	15	15	15	
	³ Minimum circuit ampacity	1.5	3.8	3.8	3.8	
	Indoor Blower Motor - Full load amps	1.2	3	3	3	

¹ Nominal capacities are based on the following conditions (with 25 ft. of connecting refrigerant lines);

• Cooling Ratings - 95°F outdoor air temperature and 80°F db/67°F wb entering indoor coil air.

• Heating Ratings - 47°F db/43°F wb outdoor air temperature and 70°F db entering indoor coil air.

² HACR type circuit breaker or fuse.

³ Refer to National or Canadian Electrical Code manual to determine wire, fuse and disconnect size requirements.

SPECIFICATIONS

036 - 060

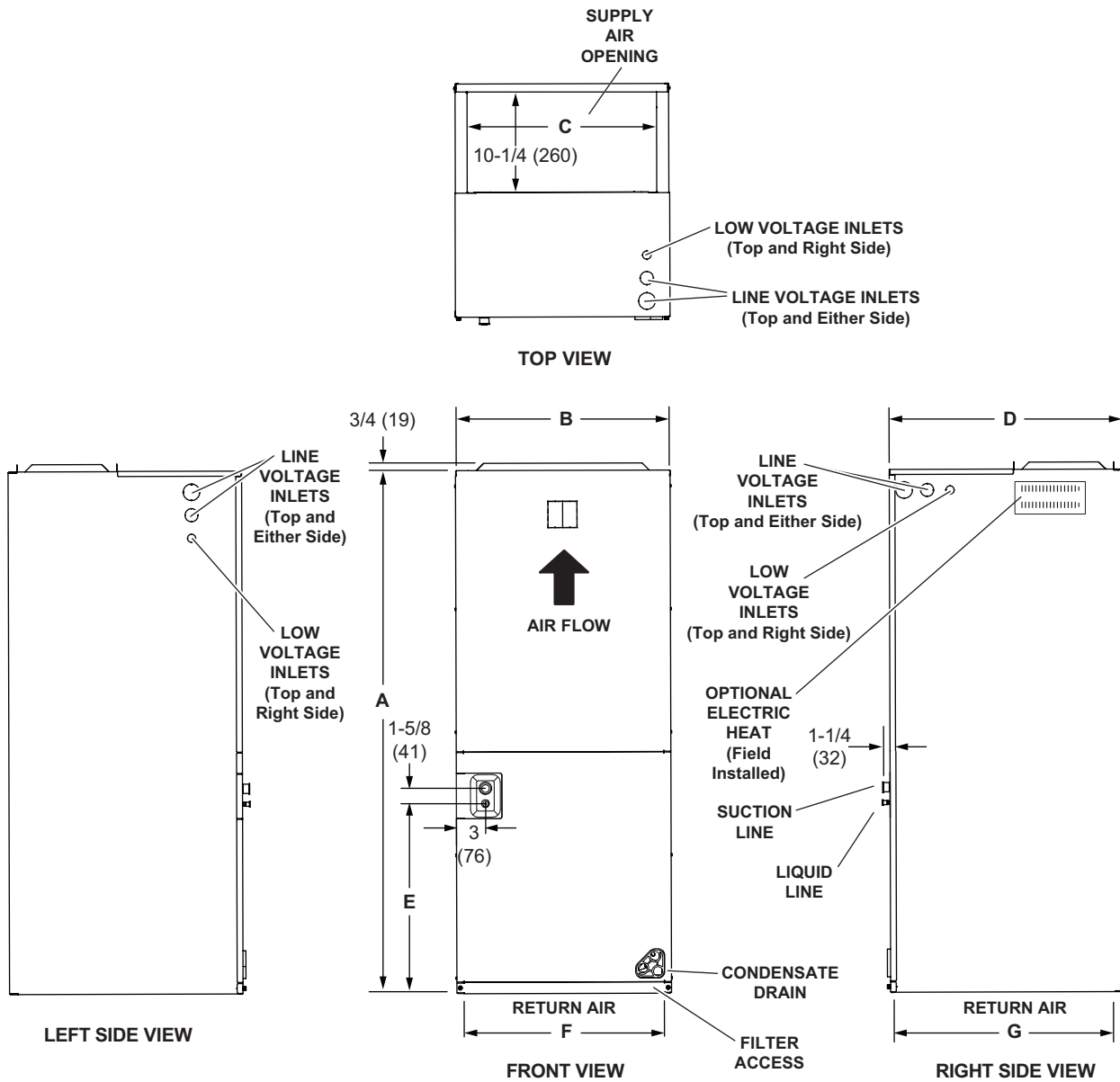
General Data		Nominal kBtuh	036	048	054	060
		Model Number	VVCB036H4	VVCB048H4	VVCB054H4	VVCB060H4
¹ Cooling Performance	Net Cooling Capacity - Btuh		36,000	48,000	53,500	60,000
	Total Unit Power Input (W)		195	425	585	690
	Rated current (A)		1.75	3.1	4.3	4.85
¹ Heating Performance	Net Heating Capacity - Btuh		40,000	54,000	60,000	66,000
	Total Unit Power Input (W)		209	457	632	678
	Rated current (A)		1.75	3.1	4.5	4.85
Refrigerant	Type		R-410A	R-410A	R-410A	R-410A
Indoor Fan Motor	Motor Output - hp		187	355	466	466
	Rpm (high / medium / low)		2040 / 1730 / 1420	2720 / 2310 / 1900	3056 / 2598 / 2139	3056 / 2598 / 2139
Indoor Coil	Number of rows		4	4	4	5
	Fin spacing - in.		1.5	1.5	1.5	1.5
	Coil length x width - in.		20-5/64 x 43 x 2-7/64			20-5/64 x 43 x 2-5/8
	Number of circuits		12	12	12	12
	Tube outside diameter and type - in.		1/4 - Rifled Copper Tubing			
	Fin type		Hydrophilic Coated Aluminum			
	Expansion device type		Electronic Expansion Valve			
	Design Pressure - psig		650/250	650/250	650/250	650/250
Indoor Coil Connections	Liquid pipe o.d. - in. (sweat)		3/8	3/8	3/8	3/8
	Vapor pipe o.d. - in. (sweat)		5/8	5/8	5/8	5/8
	Drain connection o.d. - in.		(1)3/4	(1)3/4	(1)3/4	(1)3/4
Indoor Blower	Airflow (high / medium / low) - cfm		1200 / 1020 / 840	1600 / 1360 / 1120	1800 / 1530 / 1260	1800 / 1530 / 1260
	Sound power (high / medium / low) dBA		49.5 / 45.9 / 42.1	57.7 / 52.9 / 48.3	60.5 / 55.7 / 51	59.7 / 55.1 / 50.3
Control Wiring (AWG)		2-Core Shielded, Stranded, Polarity Sensitive, 18 AWG				
Weight Data	Unit weight (net / shipping) - lbs.		163 / 189	163 / 189	163 / 189	170 / 196
ELECTRICAL DATA						
	Line voltage data - 60 Hz - 1ph		208/230V	208/230V	208/230V	208/230V
	² Maximum overcurrent protection (amps)		15	15	15	15
	³ Minimum circuit ampacity		5.3	5.3	7.2	7.2
	Indoor Blower Motor - Full load amps		4.2	4.2	5.7	6

¹ Nominal capacities are based on the following conditions (with 25 ft. of connecting refrigerant lines);

- Cooling Ratings - 95°F outdoor air temperature and 80°F db/67°F wb entering indoor coil air.
- Heating Ratings - 47°F db/43°F wb outdoor air temperature and 70°F db entering indoor coil air.

² HACR type circuit breaker or fuse.

³ Refer to National or Canadian Electrical Code manual to determine wire, fuse and disconnect size requirements.



Dimension	012-030		036-060	
	in.	mm	in.	mm
A	45-3/4	1162	53-3/4	1365
B	19-3/4	502	22	560
C (supply width)	17-7/8	454	19-1/2	495
D	21-5/8	549	24	610
E	13-3/4	349	19-1/2	495
F (return width)	18-1/2	470	20-3/8	518
G (return depth)	20-3/4	527	22-3/4	578

INSTALLATION CLEARANCES WITH ELECTRIC HEAT

Model No.	012, 018, 024, 030, 036	048, 054, 060
Cabinet	0 inch (0 mm)	0 inch (0 mm)
To Plenum	0 inch (0 mm)	0 inch (0 mm)
To Outlet Duct within 3 feet (914 mm)	0 inch (0 mm)	0 inch (0 mm)
Service / Maintenance	See Note #1	

¹ Front service access - 24 inches (610 mm) minimum.

BLOWER DATA

Size			External Static Pressure - in. w.g.								
			0.0	0.1	0.2	0.3	0.4	0.5	0.6	0.7	0.8
012	High	cfm	400	400	400	400	400	400	400	400	400
		Watts	19	31	43	55	69	82	95	106	120
	Medium	cfm	320	320	320	320	320	320	320	320	320
		Watts	13	25	35	48	60	72	83	98	111
	Low	cfm	320	320	320	320	320	320	320	320	320
		Watts	13	25	37	48	60	72	83	98	112
018	High	cfm	600	600	600	600	600	600	600	600	600
		Watts	39	54	68	87	102	117	131	149	168
	Medium	cfm	510	510	510	510	510	510	510	510	510
		Watts	26	39	56	69	85	97	115	130	146
	Low	cfm	420	420	420	420	420	420	420	420	420
		Watts	13	29	45	56	69	83	98	114	127
024	High	cfm	800	800	800	800	800	800	800	800	800
		Watts	75	94	112	130	149	169	192	214	235
	Medium	cfm	680	680	680	680	680	680	680	680	680
		Watts	51	68	85	101	121	136	154	170	187
	Low	cfm	560	560	560	560	560	560	560	560	560
		Watts	34	48	62	81	95	109	126	142	161
030	High	cfm	1000	1000	1000	1000	1000	1000	1000	1000	1000
		Watts	119	142	164	185	212	233	257	286	304
	Medium	cfm	850	850	850	850	850	850	850	850	850
		Watts	83	103	121	142	159	182	195	217	239
	Low	cfm	700	700	700	700	700	700	700	700	700
		Watts	54	70	87	103	118	136	157	171	191
036	High	cfm	1200	1200	1200	1200	1200	1200	1200	1200	1200
		Watts	127	155	180	214	240	276	307	339	381
	Medium	cfm	1020	1020	1020	1020	1020	1020	1020	1020	1020
		Watts	85	108	131	158	186	211	262	303	342
	Low	cfm	840	840	840	840	840	840	840	840	840
		Watts	52	73	92	119	157	184	215	244	272
048	High	cfm	1600	1600	1600	1600	1600	1600	1600	1600	1600
		Watts	288	333	372	407	445	480	533	586	627
	Medium	cfm	1360	1360	1360	1360	1360	1360	1360	1360	1360
		Watts	178	209	239	269	302	333	368	410	453
	Low	cfm	1120	1120	1120	1120	1120	1120	1120	1120	1120
		Watts	105	132	155	183	210	236	270	309	377
054	High	cfm	1800	1800	1800	1800	1800	1800	1800	1800	1800
		Watts	405	459	511	557	605	653	689	687	685
	Medium	cfm	1530	1530	1530	1530	1530	1530	1530	1530	1530
		Watts	256	293	327	363	403	439	491	526	578
	Low	cfm	1260	1260	1260	1260	1260	1260	1260	1260	1260
		Watts	147	177	200	234	260	297	331	359	398
060	High	cfm	1800	1800	1800	1800	1800	1800	1800	1800	1800
		Watts	400	453	495	538	595	648	689	687	684
	Medium	cfm	1530	1530	1530	1530	1530	1530	1530	1530	1530
		Watts	237	274	320	352	395	432	476	522	577
	Low	cfm	1260	1260	1260	1260	1260	1260	1260	1260	1260
		Watts	140	169	195	227	260	290	332	369	413

VVCB012H4

Description	Input			Blower Motor Full Load Amps	² Minimum Circuit Ampacity	³ Maximum Overcurrent Protection	Blower Speed		
	Volt	kW	¹ Btuh				Low	Medium	High
5 kW V8EH0050P-1P (13P59)	208	3.8	12,800	1.2	24.5	30	•	•	•
	220	4.2	14,300	1.2	25.5	30	•	•	•
	230	4.6	15,700	1.2	26.5	30	•	•	•
	240	5.0	17,100	1.2	27.5	30	•	•	•

VVCB018H4

Description	Input			Blower Motor Full Load Amps	² Minimum Circuit Ampacity	³ Maximum Overcurrent Protection	Blower Speed		
	Volt	kW	¹ Btuh				Low	Medium	High
5 kW V8EH0050P-1P (13P59)	208	3.8	12,800	3.0	26.8	30	•	•	•
	220	4.2	14,300	3.0	27.8	30	•	•	•
	230	4.6	15,700	3.0	28.8	30	•	•	•
	240	5.0	17,100	3.0	29.8	30	•	•	•
7.5 kW V8EH0080P-1P (13P63)	208	5.6	19,200	3.0	37.8	4 40	⁵ - - -	•	•
	220	6.3	21,500	3.0	39.8	4 40	⁵ - - -	•	•
	230	6.9	23,500	3.0	41.8	45	⁵ - - -	•	•
	240	7.5	25,600	3.0	42.8	45	⁵ - - -	•	•

VVCB024H4, VVCB030H4

Description	Input			Blower Motor Full Load Amps	² Minimum Circuit Ampacity	³ Maximum Overcurrent Protection	Blower Speed		
	Volt	kW	¹ Btuh				Low	Medium	High
5 kW V8EH0050P-1P (13P59)	208	3.8	12,800	3.0	26.8	30	•	•	•
	220	4.2	14,300	3.0	27.8	30	•	•	•
	230	4.6	15,700	3.0	28.8	30	•	•	•
	240	5.0	17,100	3.0	29.8	30	•	•	•
7.5 kW V8EH0080P-1P (13P63)	208	5.6	19,200	3.0	37.8	4 40	⁵ - - -	•	•
	220	6.3	21,500	3.0	39.8	45	⁵ - - -	•	•
	230	6.9	23,500	3.0	41.8	45	⁵ - - -	•	•
	240	7.5	25,600	3.0	42.8	45	⁵ - - -	•	•
10 kW V8EH0100P-1P (13P64)	208	7.5	25,600	3.0	48.8	4 50	⁵ - - -	•	•
	220	8.4	28,700	3.0	51.8	60	⁵ - - -	•	•
	230	9.2	31,400	3.0	53.8	60	⁵ - - -	•	•
	240	10.0	34,100	3.0	55.8	60	⁵ - - -	•	•

NOTE - Circuit 1 Minimum Circuit Ampacity includes the Blower Motor Full Load Amps.

¹ Electric heater capacity only - does not include additional blower motor heat capacity.

² Refer to National or Canadian Electrical Code manual to determine wire, fuse and disconnect size requirements. Use wires suitable for at least 167°F.

³ HACR type breaker or fuse.

⁴ Bold text indicates that the circuit breaker must be replaced with size noted. See Table on page 7.

⁵ Do not operate fan on low speed when V8EH Electric Heat Kit is used with VVCB air handler.

ELECTRIC HEAT DATA

036-048

VVCB036H4

Description	Input			Blower Motor Full Load Amps	² Minimum Circuit Ampacity	³ Maximum Overcurrent Protection	Blower Speed		
	Volt	kW	¹ Btuh				Low	Medium	High
5 kW V8EH0050P-1P (13P59)	208	3.8	12,800	4.2	28.3	⁴ 30	•	•	•
	220	4.2	14,300	4.2	29.3	⁴ 30	•	•	•
	230	4.6	15,700	4.2	30.3	35	•	•	•
	240	5.0	17,100	4.2	31.3	35	•	•	•
7.5 kW V8EH0080P-1P (13P63)	208	5.6	19,200	4.2	39.3	⁴ 40	•	•	•
	220	6.3	21,500	4.2	41.3	45	•	•	•
	230	6.9	23,500	4.2	42.3	45	•	•	•
	240	7.5	25,600	4.2	44.3	45	•	•	•
10 kW V8EH0100P-1P (13P64)	208	7.5	25,600	4.2	50.3	60	⁶ ---	•	•
	220	8.4	28,700	4.2	53.3	60	⁶ ---	•	•
	230	9.2	31,400	4.2	55.3	60	⁶ ---	•	•
	240	10.0	34,100	4.2	57.3	60	⁶ ---	•	•

VVCB048H4

Description	Input			Blower Motor Full Load Amps	² Minimum Circuit Ampacity		³ Maximum Overcurrent Protection		⁵ Single Point Power Source		Blower Speed			
	Volt	kW	¹ Btuh		Ckt 1	Ckt 2	Ckt 1	Ckt 2	² Minimum Circuit Ampacity	³ Maximum Overcurrent Protection	Low	Medium	High	
5 kW V8EH0050P-1P (13P59)	208	3.8	12,800	4.2	28.3	---	⁴ 30	---	---	---	---	•	•	•
	220	4.2	14,300	4.2	29.3	---	⁴ 30	---	---	---	---	•	•	•
	230	4.6	15,700	4.2	30.3	---	35	---	---	---	---	•	•	•
	240	5.0	17,100	4.2	31.3	---	35	---	---	---	---	•	•	•
7.5 kW V8EH0080P-1P (13P63)	208	5.6	19,200	4.2	39.3	---	⁴ 40	---	---	---	---	•	•	•
	220	6.3	21,500	4.2	41.3	---	45	---	---	---	---	•	•	•
	230	6.9	23,500	4.2	42.3	---	45	---	---	---	---	•	•	•
	240	7.5	25,600	4.2	44.3	---	45	---	---	---	---	•	•	•
10 kW V8EH0100P-1P (13P64)	208	7.5	25,600	4.2	50.3	---	60	---	---	---	---	•	•	•
	220	8.4	28,700	4.2	53.3	---	60	---	---	---	---	•	•	•
	230	9.2	31,400	4.2	55.3	---	60	---	---	---	---	•	•	•
	240	10.0	34,100	4.2	57.3	---	60	---	---	---	---	•	•	•
15 kW V8EH0150P-1P (13P75)	208	11.3	38,400	4.2	50.3	23	60	⁴ 25	73.3	80	⁶ ---	•	•	•
	220	12.6	43,000	4.2	53.3	24	60	⁴ 25	77.3	80	⁶ ---	•	•	•
	230	13.8	47,000	4.2	55.3	25	60	⁴ 25	80.3	90	⁶ ---	•	•	•
	240	15.0	51,000	4.2	57.3	26	60	30	83.3	90	⁶ ---	•	•	•
20 kW V8EH0200P-1P (13P76)	208	15.0	51,200	4.2	50.3	45	60	⁴ 50	95.3	100	⁶ ---	•	•	•
	220	16.8	57,300	4.2	53.3	48	60	⁴ 50	101.3	110	⁶ ---	•	•	•
	230	18.4	62,700	4.2	55.3	50	60	⁴ 50	105.3	110	⁶ ---	•	•	•
	240	20.0	68,200	4.2	57.3	52	60	60	109.3	110	⁶ ---	•	•	•

NOTE - Circuit 1 Minimum Circuit Ampacity includes the Blower Motor Full Load Amps.

¹ Electric heater capacity only - does not include additional blower motor heat capacity.

² Refer to National or Canadian Electrical Code manual to determine wire, fuse and disconnect size requirements. Use wires suitable for at least 167°F.

³ HACR type breaker or fuse.

⁴ Bold text indicates that the circuit breaker on CB* circuit breaker models must be replaced with size noted. See Table on page 7.

⁵ Single point power source breaker for unit with 15 and 20 kW electric heat is not furnished and must be field provided.

⁶ Do not operate fan on low speed when V8EH Electric Heat Kit is used with VVCB air handler.

REPLACEMENT CIRCUIT BREAKERS

Voltage	Description	Catalog No.
208/240V - 1 Phase	25 amp, 2 pole	41K13
	30 amp, 2 pole	17K70
	40 amp, 2 pole	49K14
	50 amp, 2 pole	41K12

ELECTRIC HEAT DATA

054-060

VVCB054H4

Description	Input			Blower Motor Full Load Amps	² Minimum Circuit Ampacity		³ Maximum Overcurrent Protection		⁵ Single Point Power Source		Blower Speed		
	Volt	kW	¹ Btuh		Ckt 1	Ckt 2	Ckt 1	Ckt 2	² Minimum Circuit Ampacity	³ Maximum Overcurrent Protection	Low	Medium	High
5 kW V8EH0050P-1P (13P59)	208	3.8	12,800	4.2	30.2	---	⁴ 35	---	---	---	•	•	•
	220	4.2	14,300	4.2	31.2	---	⁴ 35	---	---	---	•	•	•
	230	4.6	15,700	4.2	32.2	---	35	---	---	---	•	•	•
	240	5.0	17,100	4.2	33.2	---	35	---	---	---	•	•	•
7.5 kW V8EH0080P-1P (13P63)	208	5.6	19,200	4.2	41.2	---	⁴ 45	---	---	---	•	•	•
	220	6.3	21,500	4.2	43.2	---	45	---	---	---	•	•	•
	230	6.9	23,500	4.2	44.2	---	45	---	---	---	•	•	•
	240	7.5	25,600	4.2	46.2	---	50	---	---	---	•	•	•
10 kW V8EH0100P-1P (13P64)	208	7.5	25,600	4.2	52.3	---	60	---	---	---	•	•	•
	220	8.4	28,700	4.2	55.3	---	60	---	---	---	•	•	•
	230	9.2	31,400	4.2	57.3	---	60	---	---	---	•	•	•
	240	10.0	34,100	4.2	59.3	---	60	---	---	---	•	•	•
15 kW V8EH0150P-1P (13P75)	208	11.3	38,400	4.2	52.3	23.1	60	⁴ 30	75.4	80	⁶ ---	•	•
	220	12.6	43,000	4.2	55.3	24.1	60	⁴ 30	79.4	80	⁶ ---	•	•
	230	13.8	47,000	4.2	57.3	25.1	60	⁴ 30	82.4	90	⁶ ---	•	•
	240	15.0	51,000	4.2	59.3	26.1	60	30	85.4	90	⁶ ---	•	•
20 kW V8EH0200P-1P (13P76)	208	15.0	51,200	4.2	52.3	45.1	60	⁴ 50	97.4	100	⁶ ---	•	•
	220	16.8	57,300	4.2	55.3	48.1	60	⁴ 50	103.4	110	⁶ ---	•	•
	230	18.4	62,700	4.2	57.3	50.1	60	⁴ 60	107.4	110	⁶ ---	•	•
	240	20.0	68,200	4.2	59.3	52.1	60	60	111.4	125	⁶ ---	•	•

VVCB060H4

Description	Input			Blower Motor Full Load Amps	² Minimum Circuit Ampacity		³ Maximum Overcurrent Protection		⁵ Single Point Power Source		Blower Speed		
	Volt	kW	¹ Btuh		Ckt 1	Ckt 2	Ckt 1	Ckt 2	² Minimum Circuit Ampacity	³ Maximum Overcurrent Protection	Low	Medium	High
5 kW V8EH0050P-1P (13P59)	208	3.8	12,800	6.0	30.5	---	⁴ 35	---	---	---	•	•	•
	220	4.2	14,300	6.0	31.5	---	⁴ 35	---	---	---	•	•	•
	230	4.6	15,700	6.0	32.5	---	35	---	---	---	•	•	•
	240	5.0	17,100	6.0	33.5	---	35	---	---	---	•	•	•
7.5 kW V8EH0080P-1P (13P63)	208	5.6	19,200	6.0	41.6	---	⁴ 45	---	---	---	•	•	•
	220	6.3	21,500	6.0	43.6	---	45	---	---	---	•	•	•
	230	6.9	23,500	6.0	44.6	---	45	---	---	---	•	•	•
	240	7.5	25,600	6.0	46.6	---	50	---	---	---	•	•	•
10 kW V8EH0100P-1P (13P64)	208	7.5	25,600	6.0	52.6	---	60	---	---	---	•	•	•
	220	8.4	28,700	6.0	55.6	---	60	---	---	---	•	•	•
	230	9.2	31,400	6.0	57.6	---	60	---	---	---	•	•	•
	240	10.0	34,100	6.0	59.6	---	60	---	---	---	•	•	•
15 kW V8EH0150P-1P (13P75)	208	11.3	38,400	6.0	52.6	23.1	60	⁴ 30	75.7	80	⁶ ---	•	•
	220	12.6	43,000	6.0	55.6	24.1	60	⁴ 30	79.7	80	⁶ ---	•	•
	230	13.8	47,000	6.0	57.6	25.1	60	⁴ 30	82.7	90	⁶ ---	•	•
	240	15.0	51,000	6.0	59.6	26.1	60	30	85.7	90	⁶ ---	•	•
20 kW V8EH0200P-1P (13P76)	208	15.0	51,200	6.0	52.6	45.1	60	⁴ 50	97.7	100	⁶ ---	•	•
	220	16.8	57,300	6.0	55.6	48.1	60	⁴ 50	103.7	110	⁶ ---	•	•
	230	18.4	62,700	6.0	57.6	50.1	60	⁴ 60	107.7	110	⁶ ---	•	•
	240	20.0	68,200	6.0	59.6	52.1	60	60	111.7	125	⁶ ---	•	•

NOTE - Circuit 1 Minimum Circuit Ampacity includes the Blower Motor Full Load Amps.

¹ Electric heater capacity only - does not include additional blower motor heat capacity.

² Refer to National or Canadian Electrical Code manual to determine wire, fuse and disconnect size requirements. Use wires suitable for at least 167°F.

³ HACR type breaker or fuse.

⁴ Bold text indicates that the circuit breaker on CB" circuit breaker models must be replaced with size noted. See Table on page 7.

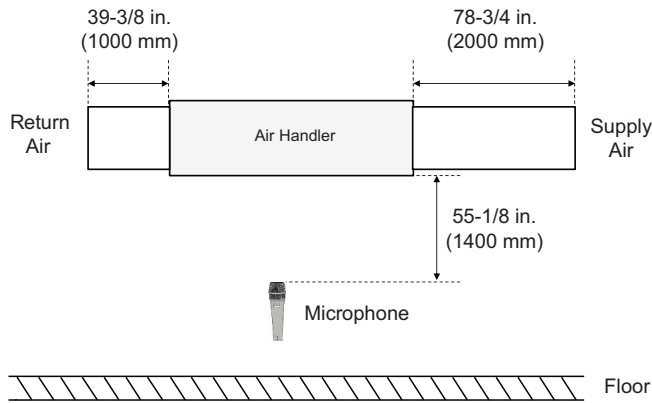
⁵ Single point power source breaker for unit with 15 and 20 kW electric heat is not furnished and must be field provided.

⁶ Do not operate fan on low speed when V8EH Electric Heat Kit is used with VVCB air handler.

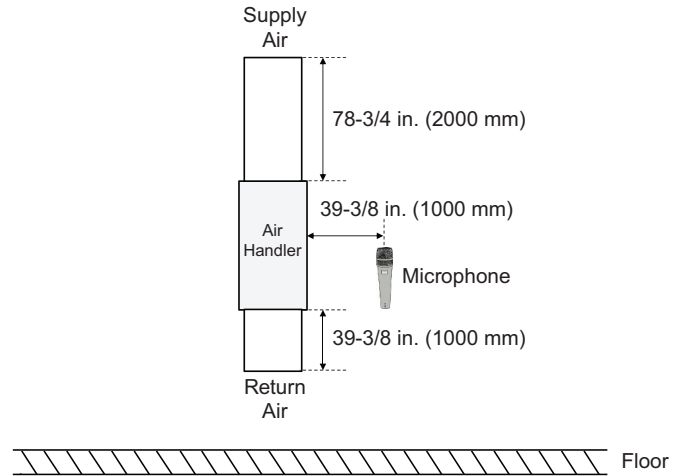
SOUND DATA

SOUND LEVELS

Anechoic Room - Measured Horizontally



Anechoic Room - Measured Vertically

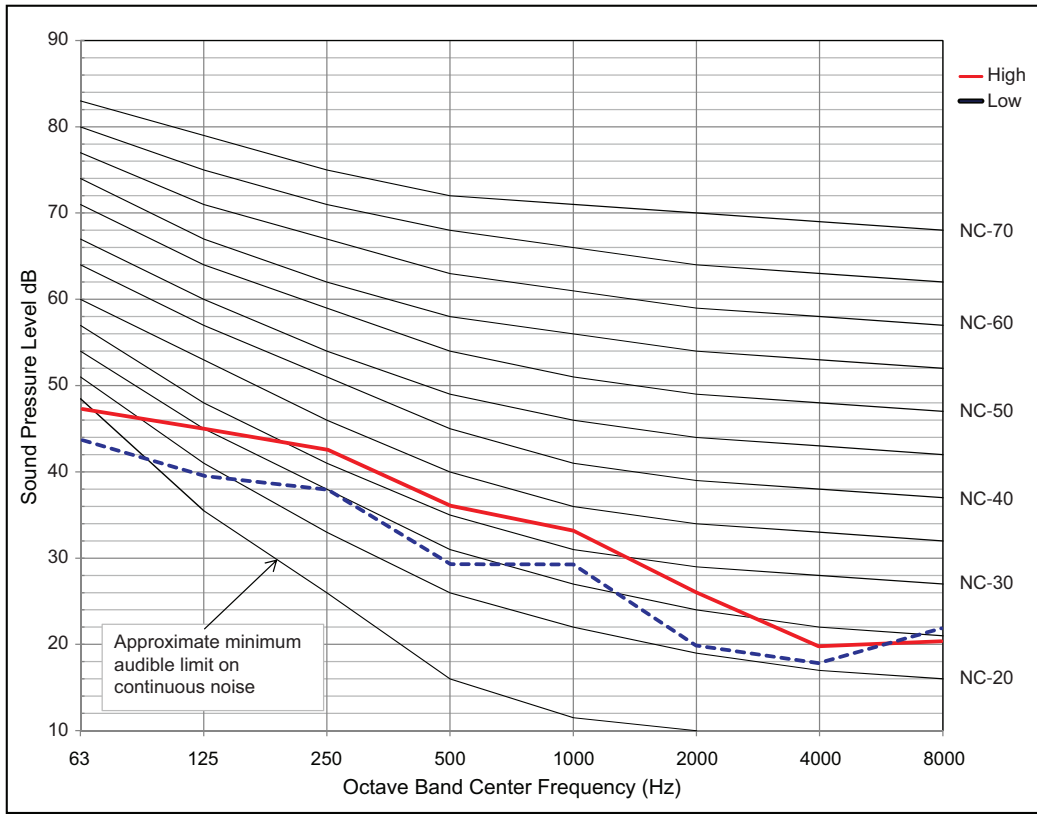


Model No.	Sound Power Levels (dBA)					
	Vertical			Horizontal		
	Low	Medium	High	Low	Medium	High
VVCB012H4	34.7	35.0	39.4	32.3	32.1	35.4
VVCB018H4	36.7	39.3	42.2	31.4	35.5	38.2
VVCB024H4	39.7	42.7	46.5	36.2	39.3	42.5
VVCB030H4	43.7	48.0	51.1	40.6	44	47.5
VVCB036H4	42.1	45.9	49.5	40.9	44	46.8
VVCB048H4	48.3	52.9	57.7	44.9	49.2	53
VVCB054H4	51.0	55.7	60.5	46.7	51.8	56
VVCB060H4	50.3	55.1	59.7	46.9	51.8	56.6

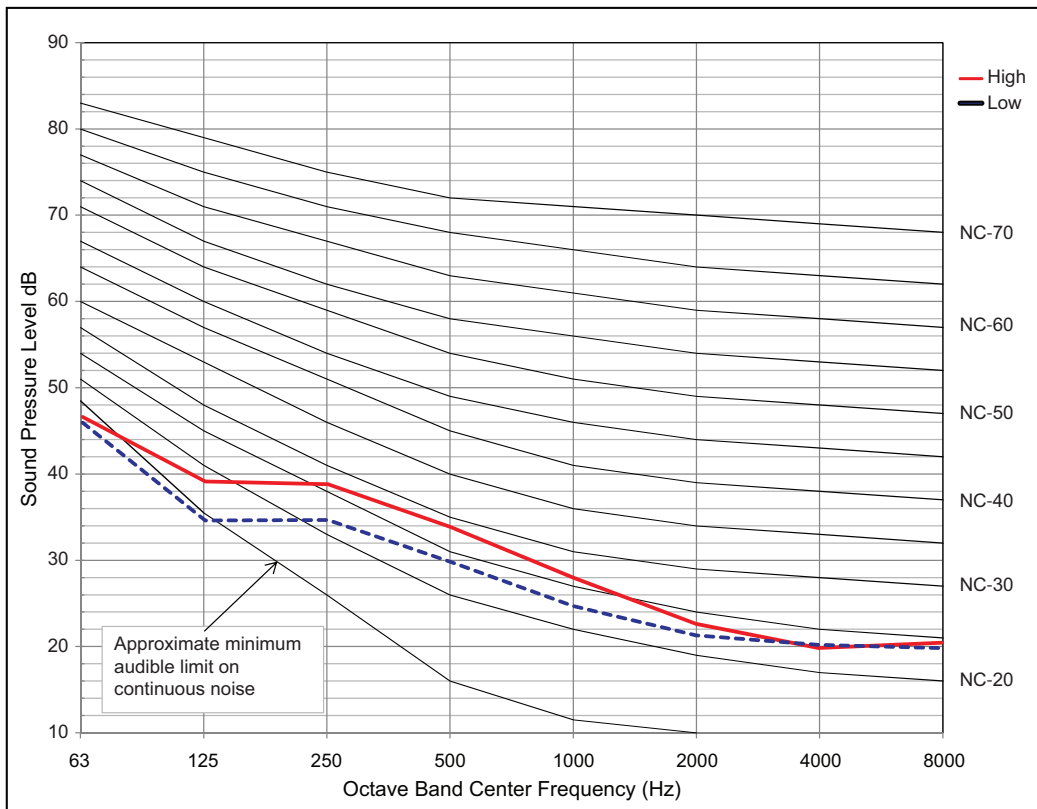
SOUND DATA

OCTAVE BAND LEVELS

VVCB012H4 - VERTICAL POSITION



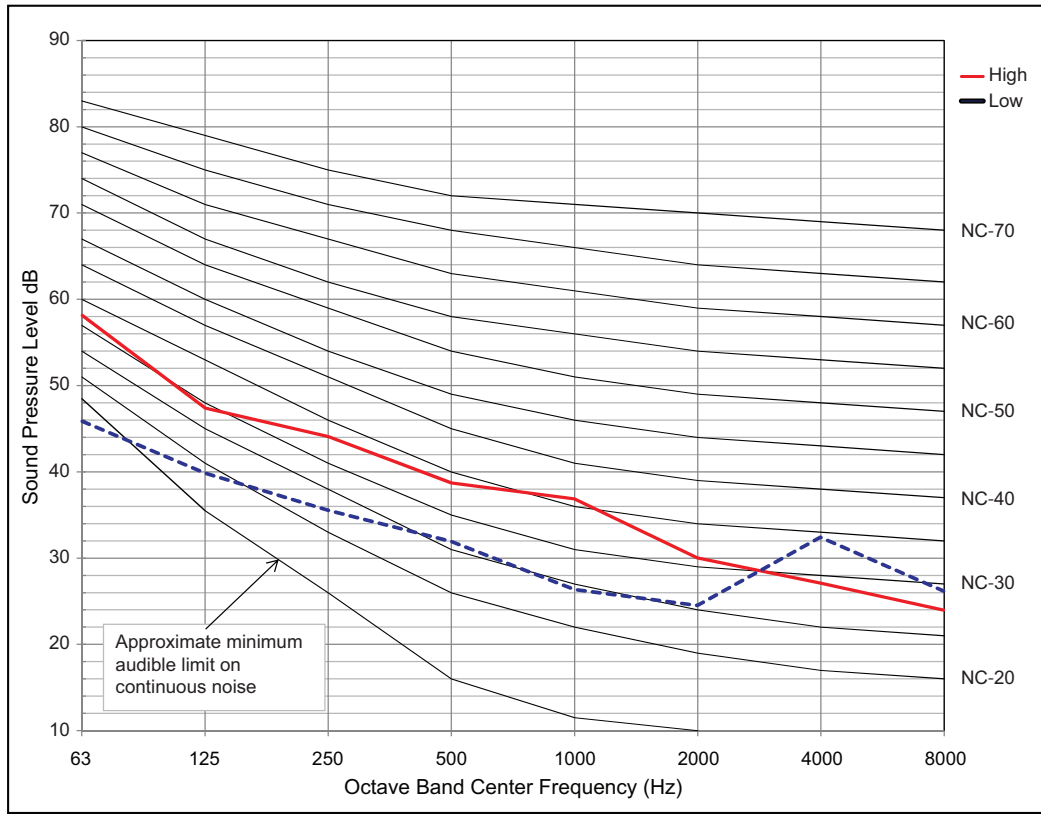
VVCB012H4 - HORIZONTAL POSITION



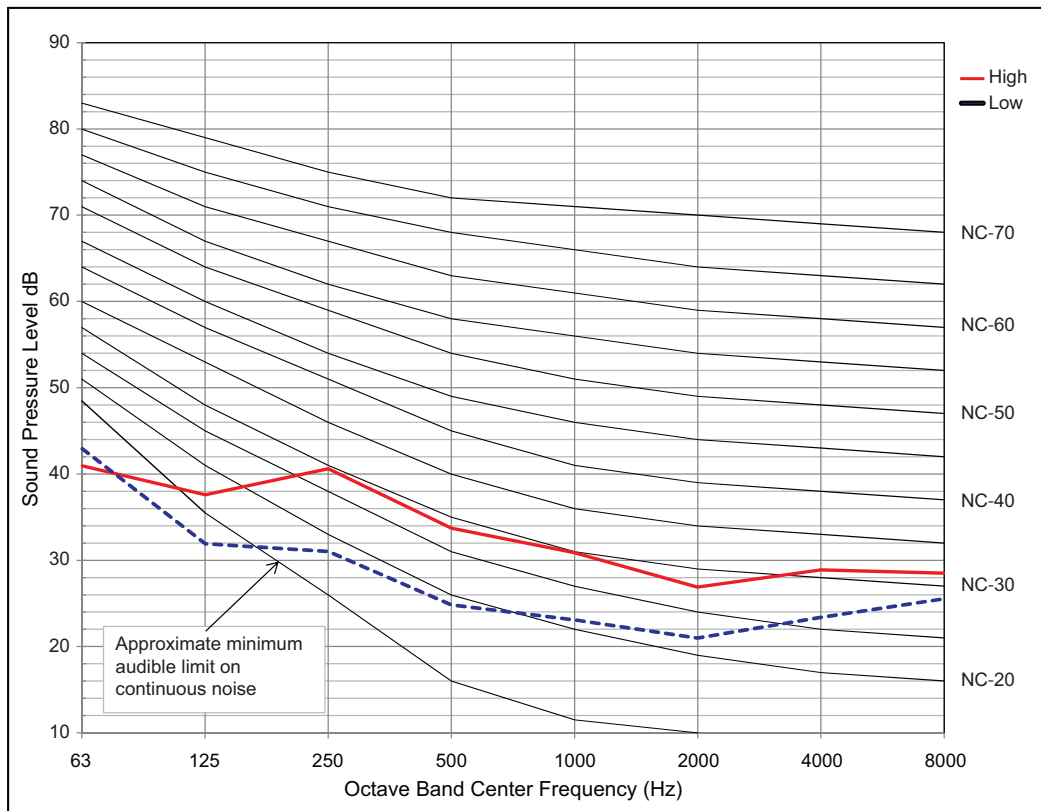
SOUND DATA

OCTAVE BAND LEVELS

VVCB018H4 - VERTICAL POSITION



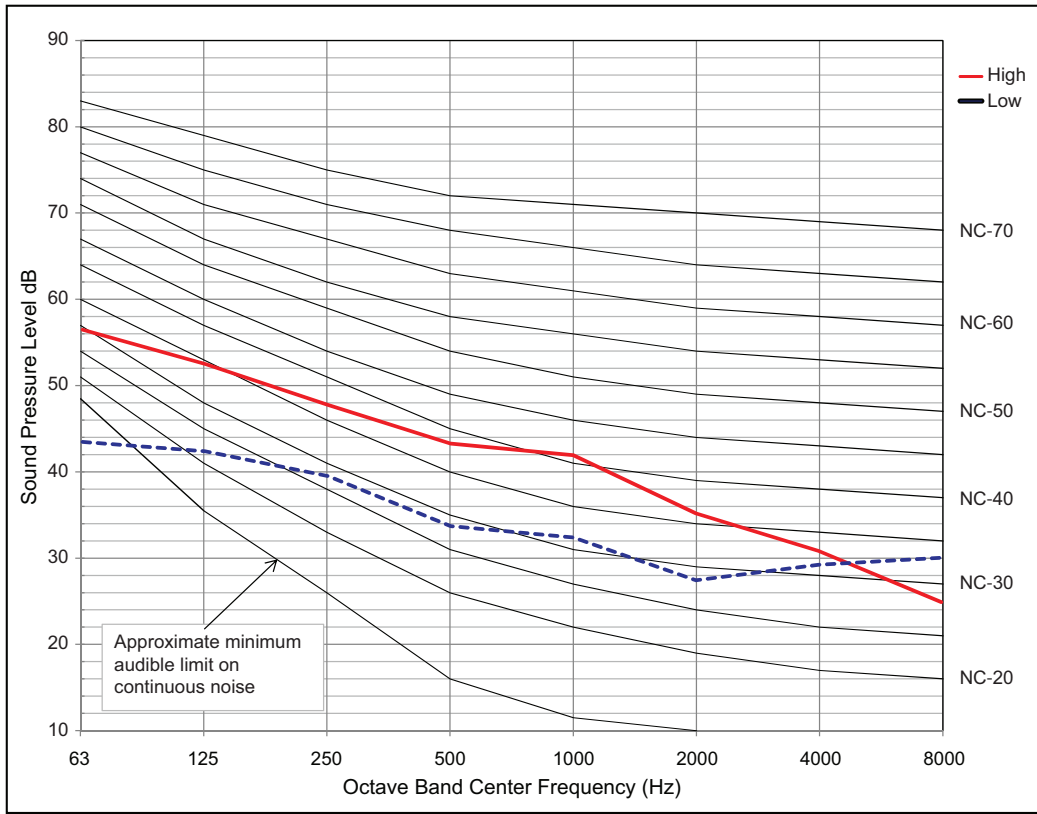
VVCB018H4 - HORIZONTAL POSITION



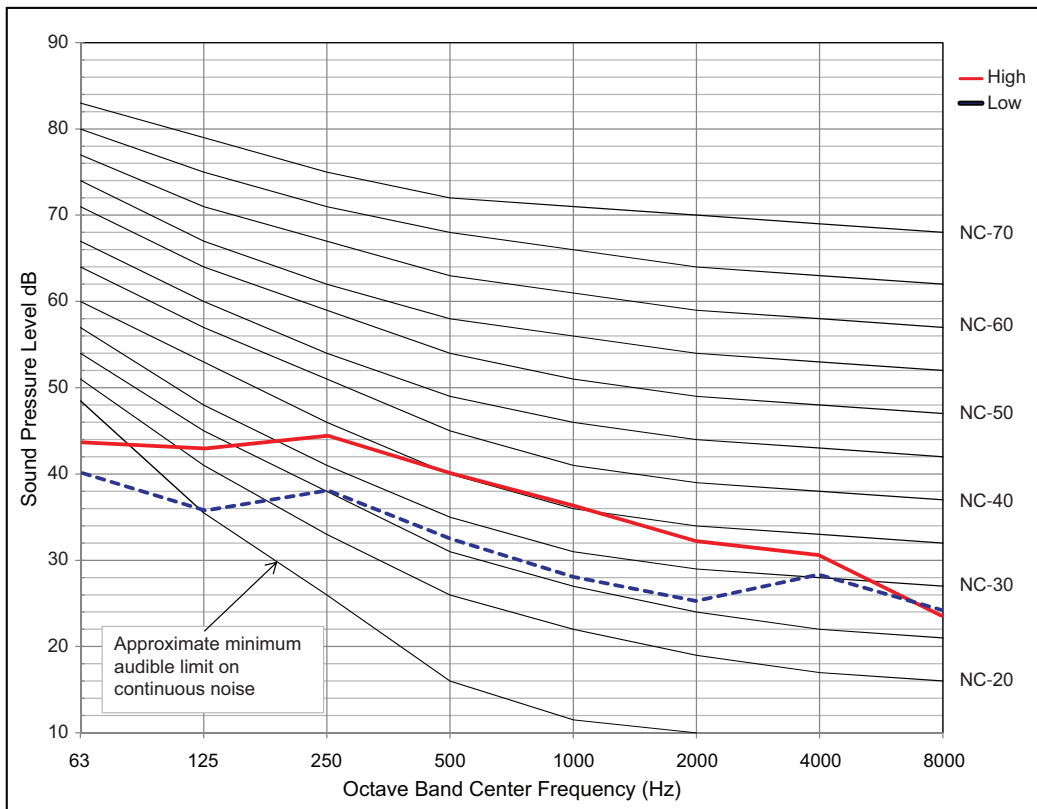
SOUND DATA

OCTAVE BAND LEVELS

VVCB024H4 - VERTICAL POSITION



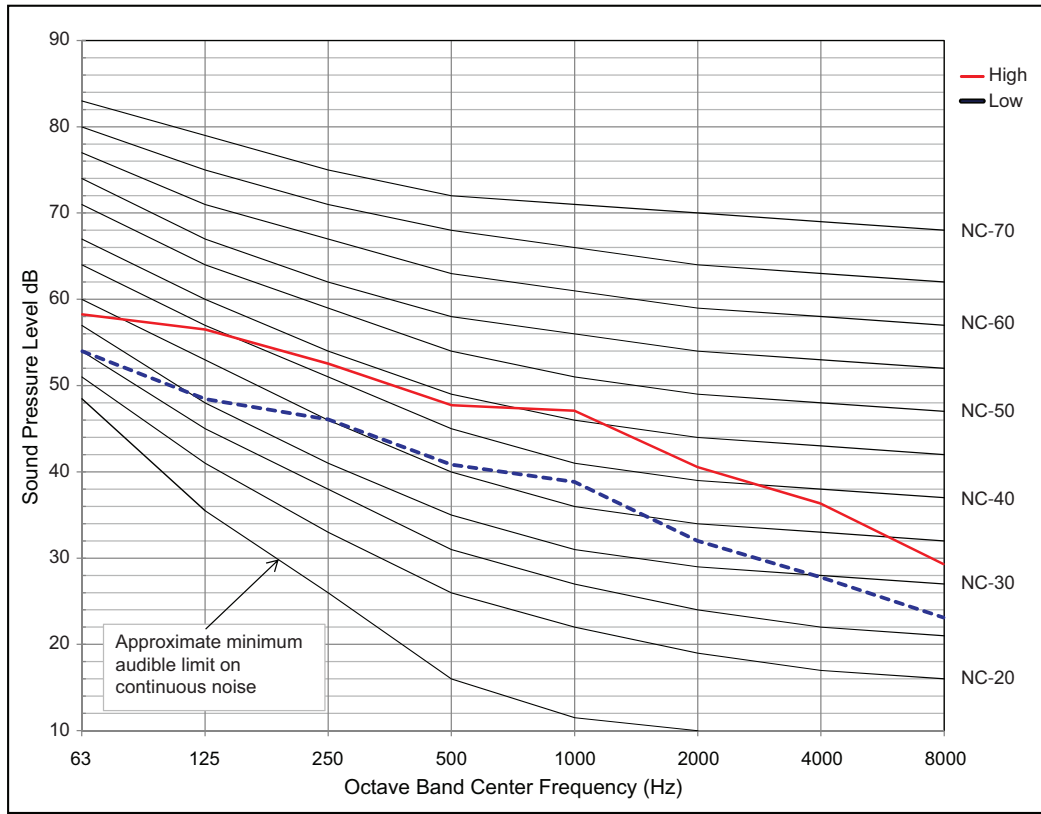
VVCB024H4 - HORIZONTAL POSITION



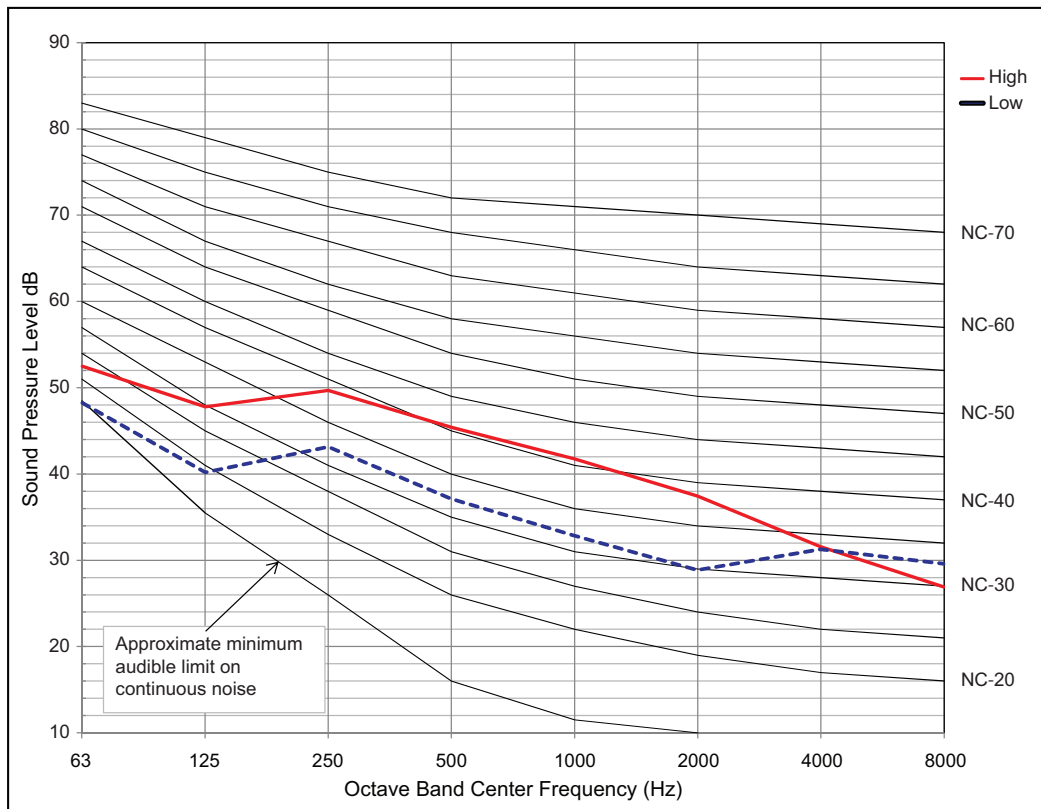
SOUND DATA

OCTAVE BAND LEVELS

VVCB030H4 - VERTICAL POSITION



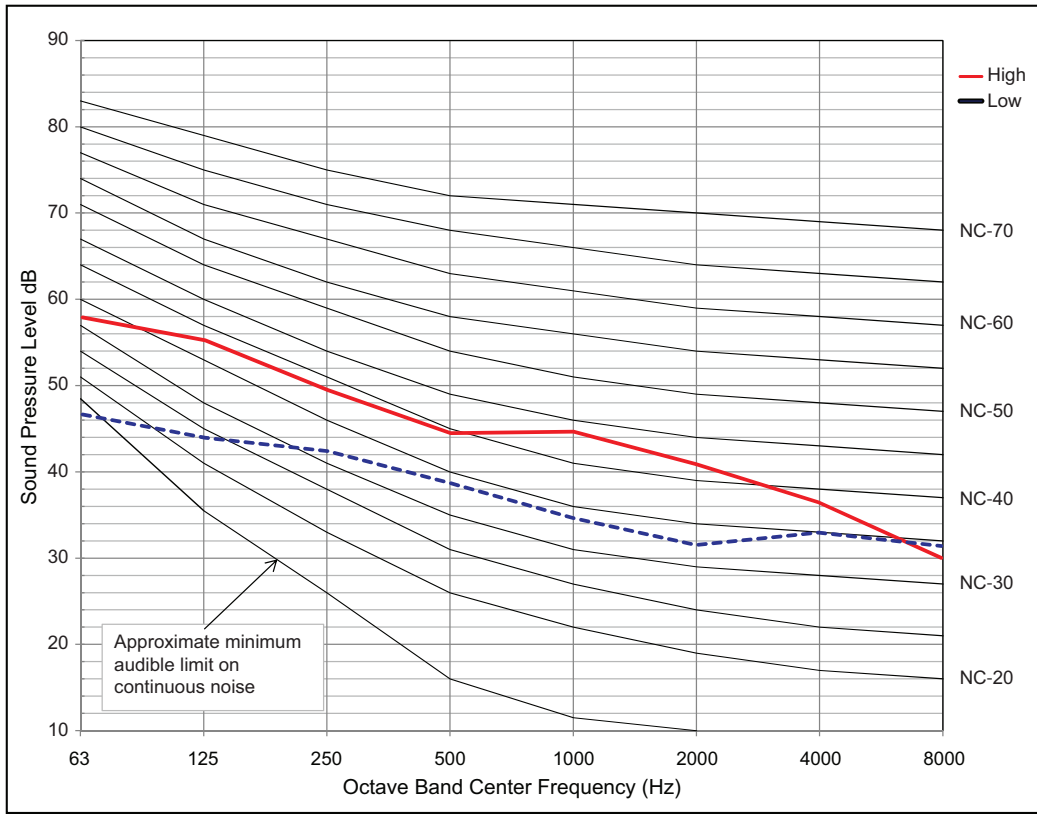
VVCB030H4 - HORIZONTAL POSITION



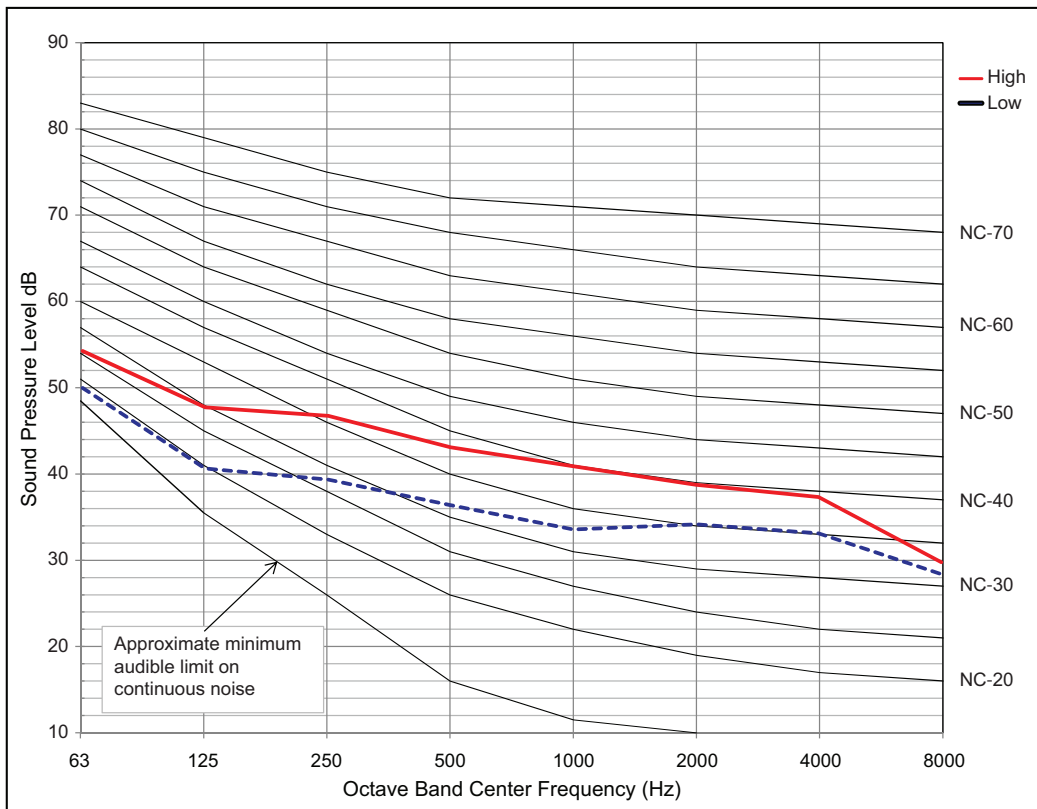
SOUND DATA

OCTAVE BAND LEVELS

VVCB036H4 - VERTICAL POSITION



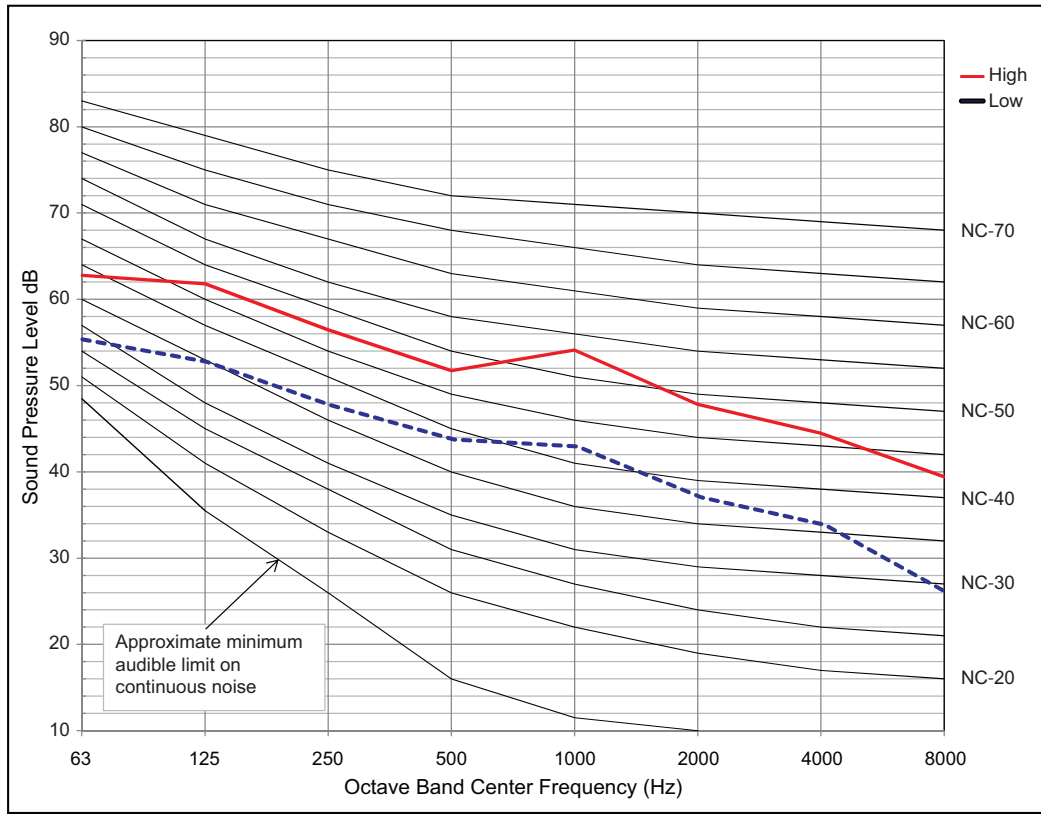
VVCB036H4 - HORIZONTAL POSITION



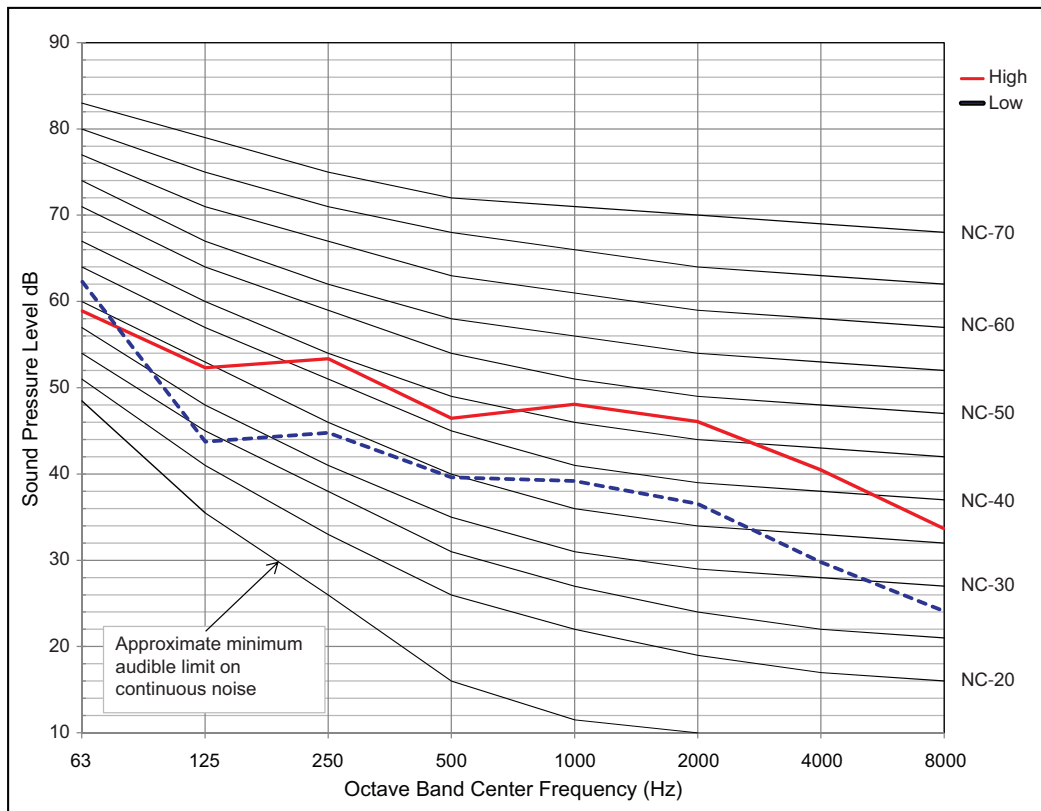
SOUND DATA

OCTAVE BAND LEVELS

VVCB048H4 - VERTICAL POSITION



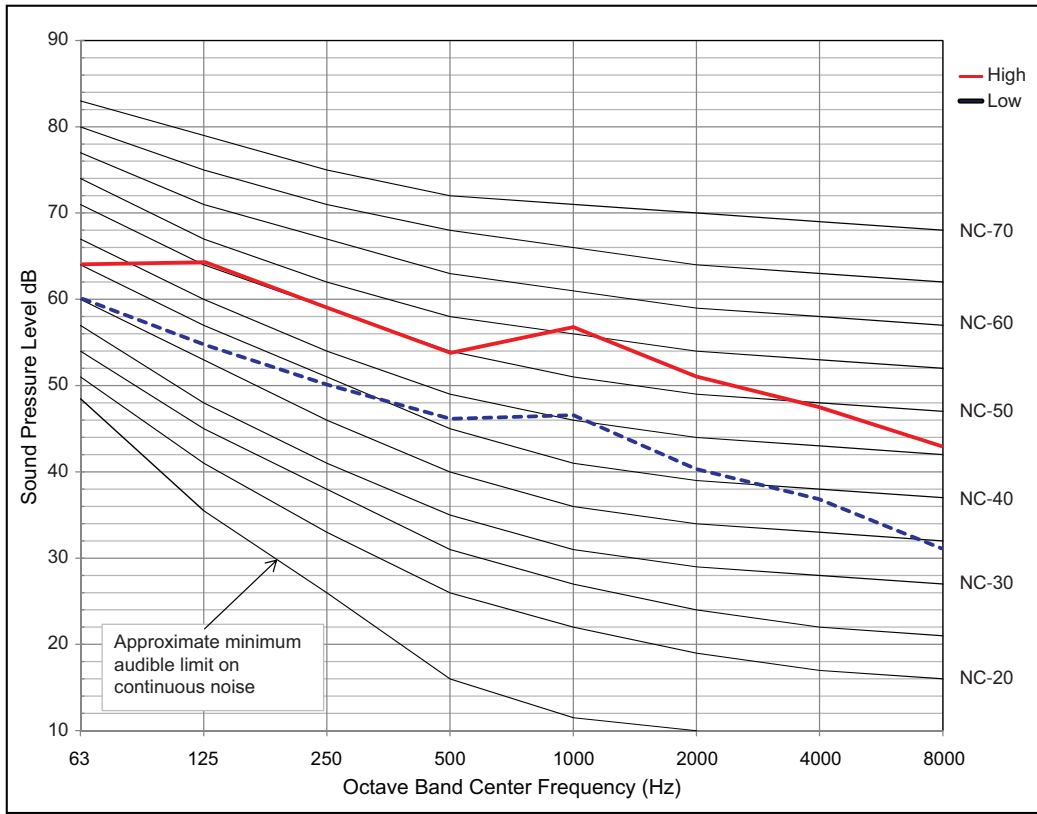
VVCB048H4 - HORIZONTAL POSITION



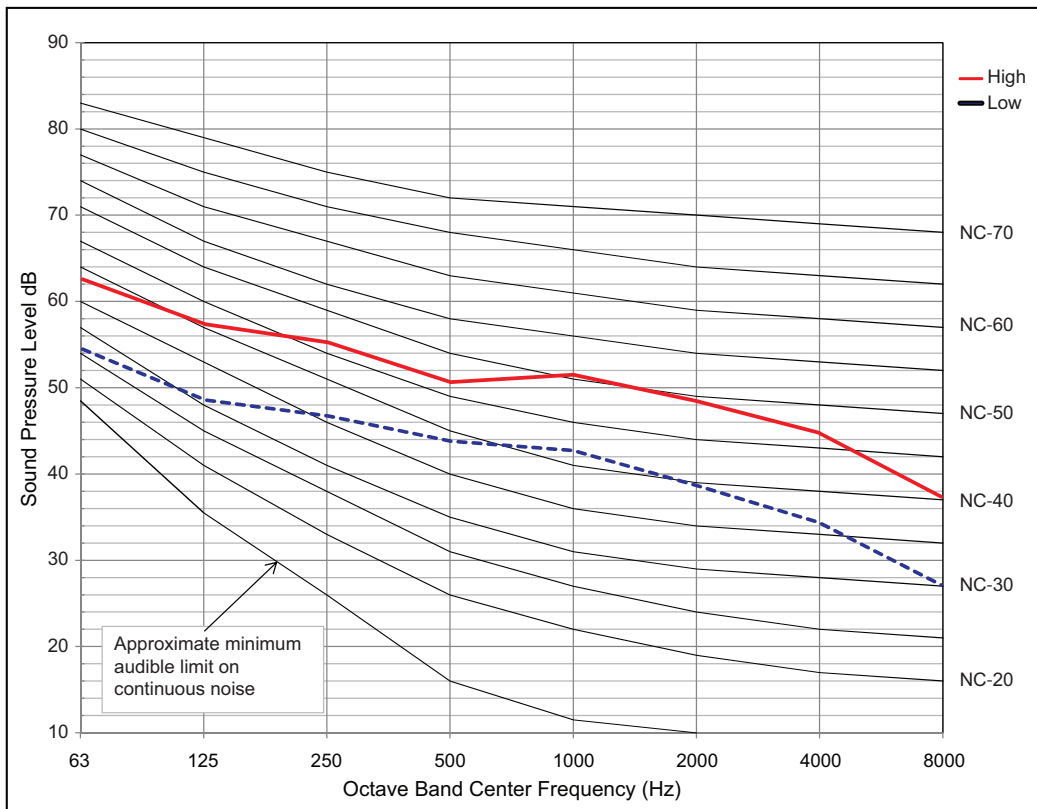
SOUND DATA

OCTAVE BAND LEVELS

VVCB054H4 - VERTICAL POSITION



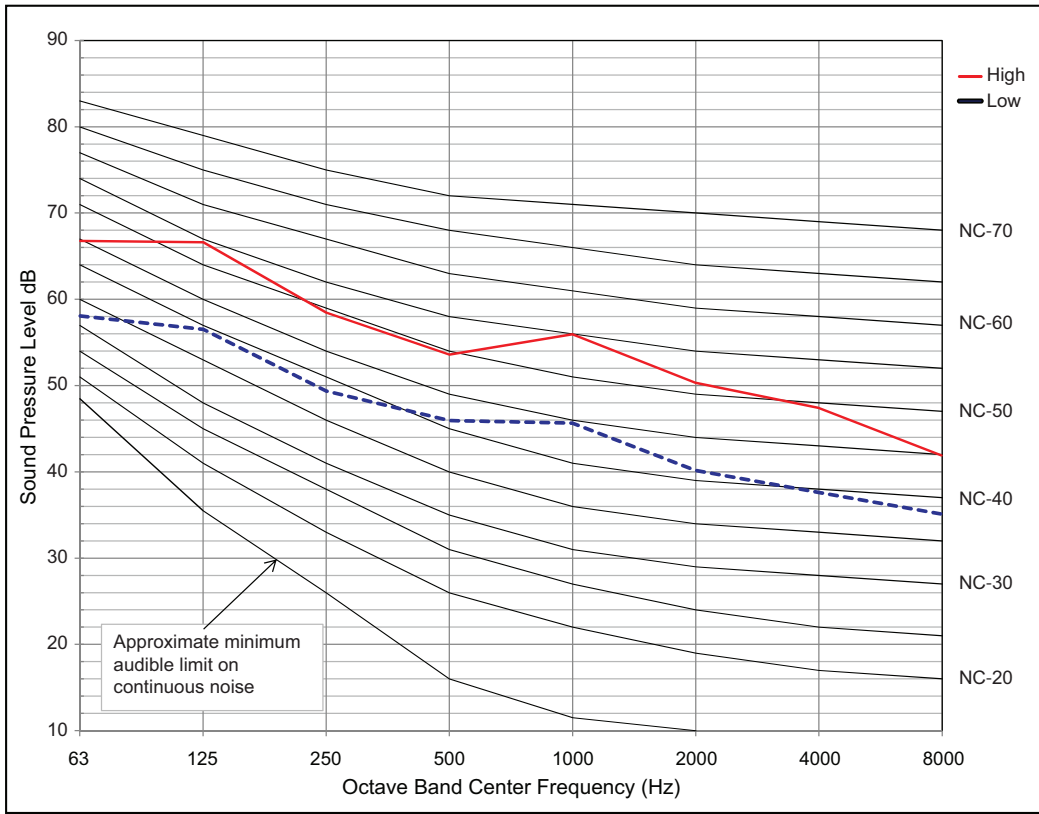
VVCB054H4 - HORIZONTAL POSITION



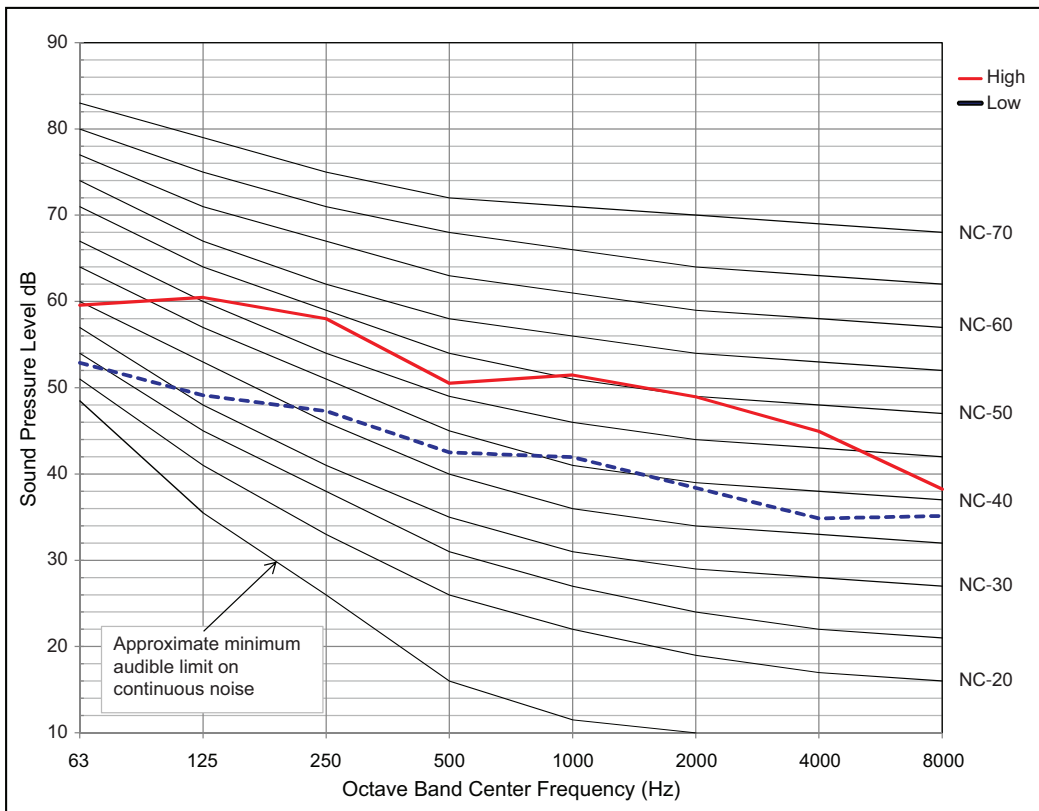
SOUND DATA

OCTAVE BAND LEVELS

VVCB060H4 - VERTICAL POSITION



VVCB060H4 - HORIZONTAL POSITION



COOLING CAPACITY

Size	Outdoor Temperature °F (Dry Bulb)	Indoor Temperature - °F (Dry Bulb / Wet Bulb)											
		67 / 57		71 / 60		75 / 63		80 / 67		85 / 71		90 / 75	
		Total	Sensible	Total	Sensible	Total	Sensible	Total	Sensible	Total	Sensible	Total	Sensible
		MBH	MBH	MBH	MBH	MBH	MBH	MBH	MBH	MBH	MBH	MBH	MBH
012	-10	7.04	5.00	8.53	6.21	10.02	7.45	12.00	9.01	13.98	10.44	15.97	12.03
	5	7.04	5.00	8.53	6.21	10.02	7.45	12.00	9.01	13.98	10.44	15.97	12.03
	10	7.04	5.00	8.53	6.21	10.02	7.45	12.00	9.01	13.98	10.44	15.97	12.03
	15	7.04	5.00	8.53	6.21	10.02	7.45	12.00	9.01	13.98	10.44	15.91	11.98
	20	7.04	5.00	8.53	6.21	10.02	7.45	12.00	9.01	13.98	10.44	15.69	11.82
	25	7.04	5.00	8.53	6.21	10.02	7.45	12.00	9.01	13.98	10.44	15.45	11.64
	30	7.04	5.00	8.53	6.21	10.02	7.45	12.00	9.01	13.98	10.44	15.22	11.47
	35	7.04	5.00	8.53	6.21	10.02	7.45	12.00	9.01	13.98	10.44	14.99	11.29
	40	7.04	5.00	8.53	6.21	10.02	7.45	12.00	9.01	13.98	10.44	14.76	11.12
	45	7.04	5.00	8.53	6.21	10.02	7.45	12.00	9.01	13.98	10.44	14.53	10.95
	50	7.04	5.00	8.53	6.21	10.02	7.45	12.00	9.01	13.98	10.44	14.30	10.77
	55	7.04	5.00	8.53	6.21	10.02	7.45	12.00	9.01	13.96	10.42	14.07	10.60
	60	7.04	5.00	8.53	6.21	10.02	7.45	12.00	9.01	13.73	10.25	13.84	10.43
	65	7.04	5.00	8.53	6.21	10.02	7.45	12.00	9.01	13.50	10.08	13.61	10.25
	70	7.04	5.00	8.53	6.21	10.02	7.45	12.00	9.01	13.27	9.91	13.38	10.08
	75	7.04	5.00	8.53	6.21	10.02	7.45	12.00	9.01	13.04	9.73	13.15	9.91
	80	7.04	5.00	8.53	6.21	10.02	7.45	12.00	9.01	12.81	9.56	12.92	9.73
	85	7.04	5.00	8.53	6.21	10.02	7.45	12.00	9.01	12.58	9.39	12.69	9.56
	90	7.04	5.00	8.53	6.21	10.02	7.45	12.00	9.01	12.35	9.22	12.46	9.39
	95	7.04	5.00	8.53	6.21	10.02	7.45	12.00	9.01	12.12	9.05	12.23	9.21
	100	7.04	5.00	8.53	6.21	10.02	7.45	11.77	8.84	11.89	8.87	11.99	9.03
	105	7.04	5.00	8.53	6.21	10.02	7.45	11.54	8.67	11.62	8.67	11.63	8.76
110	7.04	5.00	8.53	6.21	10.02	7.45	10.85	8.15	11.12	8.30	11.27	8.49	
115	7.04	5.00	8.16	5.94	8.36	6.22	8.63	6.48	8.89	6.64	9.16	6.90	
118	6.25	4.51	6.82	5.03	7.02	5.29	7.29	5.55	7.56	5.72	7.82	5.97	
125	3.57	2.54	3.77	2.74	3.97	2.95	4.24	3.18	4.50	3.36	4.77	3.59	
018	-10	10.56	7.61	12.79	9.44	15.02	11.33	18.00	13.70	20.98	15.88	23.95	18.29
	5	10.56	7.61	12.79	9.44	15.02	11.33	18.00	13.70	20.98	15.88	23.95	18.29
	10	10.56	7.61	12.79	9.44	15.02	11.33	18.00	13.70	20.98	15.88	23.95	18.29
	15	10.56	7.61	12.79	9.44	15.02	11.33	18.00	13.70	20.98	15.88	23.87	18.23
	20	10.56	7.61	12.79	9.44	15.02	11.33	18.00	13.70	20.98	15.88	23.53	17.96
	25	10.56	7.61	12.79	9.44	15.02	11.33	18.00	13.70	20.98	15.88	23.18	17.70
	30	10.56	7.61	12.79	9.44	15.02	11.33	18.00	13.70	20.98	15.88	22.84	17.43
	35	10.56	7.61	12.79	9.44	15.02	11.33	18.00	13.70	20.98	15.88	22.49	17.17
	40	10.56	7.61	12.79	9.44	15.02	11.33	18.00	13.70	20.98	15.88	22.14	16.91
	45	10.56	7.61	12.79	9.44	15.02	11.33	18.00	13.70	20.98	15.88	21.80	16.64
	50	10.56	7.61	12.79	9.44	15.02	11.33	18.00	13.70	20.98	15.88	21.45	16.38
	55	10.56	7.61	12.79	9.44	15.02	11.33	18.00	13.70	20.94	15.85	21.11	16.12
	60	10.56	7.61	12.79	9.44	15.02	11.33	18.00	13.70	20.59	15.58	20.76	15.85
	65	10.56	7.61	12.79	9.44	15.02	11.33	18.00	13.70	20.25	15.32	20.42	15.59
	70	10.56	7.61	12.79	9.44	15.02	11.33	18.00	13.70	19.90	15.06	20.07	15.33
	75	10.56	7.61	12.79	9.44	15.02	11.33	18.00	13.70	19.55	14.80	19.73	15.06
	80	10.56	7.61	12.79	9.44	15.02	11.33	18.00	13.70	19.21	14.54	19.38	14.80
	85	10.56	7.61	12.79	9.44	15.02	11.33	18.00	13.70	18.86	14.28	19.04	14.53
	90	10.56	7.61	12.79	9.44	15.02	11.33	18.00	13.70	18.52	14.02	18.69	14.27
	95	10.56	7.61	12.79	9.44	15.02	11.33	18.00	13.70	18.17	13.75	18.35	14.01
	100	10.56	7.61	12.79	9.44	15.02	11.33	17.65	13.44	17.83	13.49	17.99	13.73
	105	10.56	7.61	12.79	9.44	15.02	11.33	17.31	13.18	17.43	13.19	17.45	13.32
110	10.56	7.61	12.79	9.44	15.02	11.33	16.27	12.39	16.67	12.62	16.91	12.91	
115	10.56	7.61	12.24	9.03	12.54	9.45	12.94	9.85	13.34	10.10	13.74	10.49	
118	9.38	6.76	10.23	7.55	10.53	7.94	10.93	8.32	11.33	8.58	11.73	8.96	
125	5.35	3.86	5.65	4.17	5.95	4.49	6.35	4.84	6.75	5.11	7.15	5.46	

NOTE - MBH = 1000 BTUs per hour.

COOLING CAPACITY

Size	Outdoor Temperature °F (Dry Bulb)	Indoor Temperature - °F (Dry Bulb / Wet Bulb)											
		67 / 57		71 / 60		75 / 63		80 / 67		85 / 71		90 / 75	
		Total	Sensible	Total	Sensible	Total	Sensible	Total	Sensible	Total	Sensible	Total	Sensible
		MBH	MBH	MBH	MBH	MBH	MBH	MBH	MBH	MBH	MBH	MBH	MBH
024	-10	14.08	10.15	17.06	12.59	20.03	15.10	24.00	18.27	27.97	21.17	31.93	24.38
	5	14.08	10.15	17.06	12.59	20.03	15.10	24.00	18.27	27.97	21.17	31.93	24.38
	10	14.08	10.15	17.06	12.59	20.03	15.10	24.00	18.27	27.97	21.17	31.93	24.38
	15	14.08	10.15	17.06	12.59	20.03	15.10	24.00	18.27	27.97	21.17	31.83	24.30
	20	14.08	10.15	17.06	12.59	20.03	15.10	24.00	18.27	27.97	21.17	31.37	23.95
	25	14.08	10.15	17.06	12.59	20.03	15.10	24.00	18.27	27.97	21.17	30.91	23.60
	30	14.08	10.15	17.06	12.59	20.03	15.10	24.00	18.27	27.97	21.17	30.45	23.25
	35	14.08	10.15	17.06	12.59	20.03	15.10	24.00	18.27	27.97	21.17	29.99	22.89
	40	14.08	10.15	17.06	12.59	20.03	15.10	24.00	18.27	27.97	21.17	29.53	22.54
	45	14.08	10.15	17.06	12.59	20.03	15.10	24.00	18.27	27.97	21.17	29.07	22.19
	50	14.08	10.15	17.06	12.59	20.03	15.10	24.00	18.27	27.97	21.17	28.61	21.84
	55	14.08	10.15	17.06	12.59	20.03	15.10	24.00	18.27	27.91	21.13	28.15	21.49
	60	14.08	10.15	17.06	12.59	20.03	15.10	24.00	18.27	27.45	20.78	27.68	21.14
	65	14.08	10.15	17.06	12.59	20.03	15.10	24.00	18.27	26.99	20.43	27.22	20.79
	70	14.08	10.15	17.06	12.59	20.03	15.10	24.00	18.27	26.53	20.08	26.76	20.43
	75	14.08	10.15	17.06	12.59	20.03	15.10	24.00	18.27	26.07	19.73	26.30	20.08
	80	14.08	10.15	17.06	12.59	20.03	15.10	24.00	18.27	25.61	19.39	25.84	19.73
	85	14.08	10.15	17.06	12.59	20.03	15.10	24.00	18.27	25.15	19.04	25.38	19.38
	90	14.08	10.15	17.06	12.59	20.03	15.10	24.00	18.27	24.69	18.69	24.92	19.03
	95	14.08	10.15	17.06	12.59	20.03	15.10	24.00	18.27	24.23	18.34	24.46	18.68
	100	14.08	10.15	17.06	12.59	20.03	15.10	23.54	17.92	23.77	17.99	23.99	18.31
105	14.08	10.15	17.06	12.59	20.03	15.10	23.08	17.57	23.23	17.59	23.27	17.76	
110	14.08	10.15	17.06	12.59	20.03	15.10	21.70	16.52	22.23	16.83	22.55	17.21	
115	14.08	10.15	16.32	12.04	16.72	12.61	17.25	13.13	17.79	13.46	18.32	13.99	
118	12.51	9.01	13.64	10.07	14.04	10.59	14.58	11.10	15.11	11.44	15.64	11.94	
125	7.14	5.14	7.54	5.56	7.94	5.98	8.47	6.45	9.01	6.82	9.54	7.28	
030	-10	17.60	12.69	21.32	15.73	25.04	18.88	30.00	22.83	34.96	26.46	39.92	30.48
	5	17.60	12.69	21.32	15.73	25.04	18.88	30.00	22.83	34.96	26.46	39.92	30.48
	10	17.60	12.69	21.32	15.73	25.04	18.88	30.00	22.83	34.96	26.46	39.92	30.48
	15	17.60	12.69	21.32	15.73	25.04	18.88	30.00	22.83	34.96	26.46	39.79	30.38
	20	17.60	12.69	21.32	15.73	25.04	18.88	30.00	22.83	34.96	26.46	39.21	29.94
	25	17.60	12.69	21.32	15.73	25.04	18.88	30.00	22.83	34.96	26.46	38.63	29.50
	30	17.60	12.69	21.32	15.73	25.04	18.88	30.00	22.83	34.96	26.46	38.06	29.06
	35	17.60	12.69	21.32	15.73	25.04	18.88	30.00	22.83	34.96	26.46	37.48	28.62
	40	17.60	12.69	21.32	15.73	25.04	18.88	30.00	22.83	34.96	26.46	36.91	28.18
	45	17.60	12.69	21.32	15.73	25.04	18.88	30.00	22.83	34.96	26.46	36.33	27.74
	50	17.60	12.69	21.32	15.73	25.04	18.88	30.00	22.83	34.96	26.46	35.76	27.30
	55	17.60	12.69	21.32	15.73	25.04	18.88	30.00	22.83	34.89	26.41	35.18	26.86
	60	17.60	12.69	21.32	15.73	25.04	18.88	30.00	22.83	34.32	25.97	34.61	26.42
	65	17.60	12.69	21.32	15.73	25.04	18.88	30.00	22.83	33.74	25.54	34.03	25.98
	70	17.60	12.69	21.32	15.73	25.04	18.88	30.00	22.83	33.17	25.10	33.45	25.54
	75	17.60	12.69	21.32	15.73	25.04	18.88	30.00	22.83	32.59	24.67	32.88	25.10
	80	17.60	12.69	21.32	15.73	25.04	18.88	30.00	22.83	32.02	24.23	32.30	24.66
	85	17.60	12.69	21.32	15.73	25.04	18.88	30.00	22.83	31.44	23.80	31.73	24.22
	90	17.60	12.69	21.32	15.73	25.04	18.88	30.00	22.83	30.86	23.36	31.15	23.78
	95	17.60	12.69	21.32	15.73	25.04	18.88	30.00	22.83	30.29	22.92	30.58	23.35
	100	17.60	12.69	21.32	15.73	25.04	18.88	29.42	22.40	29.71	22.49	29.98	22.89
105	17.60	12.69	21.32	15.73	25.04	18.88	28.85	21.96	29.04	21.98	29.08	22.20	
110	17.60	12.69	21.32	15.73	25.04	18.88	27.12	20.64	27.79	21.03	28.18	21.52	
115	17.60	12.69	20.40	15.05	20.90	15.76	21.57	16.42	22.23	16.83	22.90	17.48	
118	15.64	11.27	17.05	12.58	17.55	13.23	18.22	13.87	18.89	14.30	19.55	14.93	
125	8.92	6.43	9.42	6.95	9.92	7.48	10.59	8.06	11.26	8.52	11.92	9.10	

NOTE - MBH = 1000 BTUs per hour.

COOLING CAPACITY

Size	Outdoor Temperature °F (Dry Bulb)	Indoor Temperature - °F (Dry Bulb / Wet Bulb)											
		67 / 57		71 / 60		75 / 63		80 / 67		85 / 71		90 / 75	
		Total MBH	Sensible MBH	Total MBH	Sensible MBH	Total MBH	Sensible MBH	Total MBH	Sensible MBH	Total MBH	Sensible MBH	Total MBH	Sensible MBH
036	-10	21.12	15.22	25.59	18.88	30.05	22.65	36.00	27.40	41.95	31.75	47.90	36.57
	5	21.12	15.22	25.59	18.88	30.05	22.65	36.00	27.40	41.95	31.75	47.90	36.57
	10	21.12	15.22	25.59	18.88	30.05	22.65	36.00	27.40	41.95	31.75	47.90	36.57
	15	21.12	15.22	25.59	18.88	30.05	22.65	36.00	27.40	41.95	31.75	47.74	36.45
	20	21.12	15.22	25.59	18.88	30.05	22.65	36.00	27.40	41.95	31.75	47.05	35.92
	25	21.12	15.22	25.59	18.88	30.05	22.65	36.00	27.40	41.95	31.75	46.36	35.40
	30	21.12	15.22	25.59	18.88	30.05	22.65	36.00	27.40	41.95	31.75	45.67	34.87
	35	21.12	15.22	25.59	18.88	30.05	22.65	36.00	27.40	41.95	31.75	44.98	34.34
	40	21.12	15.22	25.59	18.88	30.05	22.65	36.00	27.40	41.95	31.75	44.29	33.82
	45	21.12	15.22	25.59	18.88	30.05	22.65	36.00	27.40	41.95	31.75	43.60	33.29
	50	21.12	15.22	25.59	18.88	30.05	22.65	36.00	27.40	41.95	31.75	42.91	32.76
	55	21.12	15.22	25.59	18.88	30.05	22.65	36.00	27.40	41.87	31.69	42.22	32.23
	60	21.12	15.22	25.59	18.88	30.05	22.65	36.00	27.40	41.18	31.17	41.53	31.71
	65	21.12	15.22	25.59	18.88	30.05	22.65	36.00	27.40	40.49	30.65	40.84	31.18
	70	21.12	15.22	25.59	18.88	30.05	22.65	36.00	27.40	39.80	30.12	40.15	30.65
	75	21.12	15.22	25.59	18.88	30.05	22.65	36.00	27.40	39.11	29.60	39.46	30.12
	80	21.12	15.22	25.59	18.88	30.05	22.65	36.00	27.40	38.42	29.08	38.76	29.60
	85	21.12	15.22	25.59	18.88	30.05	22.65	36.00	27.40	37.73	28.56	38.07	29.07
	90	21.12	15.22	25.59	18.88	30.05	22.65	36.00	27.40	37.04	28.03	37.38	28.54
	95	21.12	15.22	25.59	18.88	30.05	22.65	36.00	27.40	36.35	27.51	36.69	28.01
100	21.12	15.22	25.59	18.88	30.05	22.65	35.31	26.88	35.66	26.99	35.98	27.47	
105	21.12	15.22	25.59	18.88	30.05	22.65	34.62	26.35	34.85	26.38	34.90	26.65	
110	21.12	15.22	25.59	18.88	30.05	22.65	32.55	24.77	33.35	25.24	33.82	25.82	
115	21.12	15.22	24.48	18.06	25.08	18.91	25.88	19.70	26.68	20.19	27.48	20.98	
118	18.76	13.52	20.47	15.10	21.07	15.88	21.87	16.64	22.67	17.16	23.47	17.92	
125	10.71	7.72	11.31	8.34	11.91	8.98	12.71	9.67	13.51	10.22	14.31	10.92	
048	-10	28.17	20.30	34.12	25.17	40.07	30.21	48.00	36.54	55.93	42.34	63.87	48.76
	5	28.17	20.30	34.12	25.17	40.07	30.21	48.00	36.54	55.93	42.34	63.87	48.76
	10	28.17	20.30	34.12	25.17	40.07	30.21	48.00	36.54	55.93	42.34	63.87	48.76
	15	28.17	20.30	34.12	25.17	40.07	30.21	48.00	36.54	55.93	42.34	63.66	48.60
	20	28.17	20.30	34.12	25.17	40.07	30.21	48.00	36.54	55.93	42.34	62.74	47.90
	25	28.17	20.30	34.12	25.17	40.07	30.21	48.00	36.54	55.93	42.34	61.82	47.20
	30	28.17	20.30	34.12	25.17	40.07	30.21	48.00	36.54	55.93	42.34	60.89	46.49
	35	28.17	20.30	34.12	25.17	40.07	30.21	48.00	36.54	55.93	42.34	59.97	45.79
	40	28.17	20.30	34.12	25.17	40.07	30.21	48.00	36.54	55.93	42.34	59.05	45.09
	45	28.17	20.30	34.12	25.17	40.07	30.21	48.00	36.54	55.93	42.34	58.13	44.38
	50	28.17	20.30	34.12	25.17	40.07	30.21	48.00	36.54	55.93	42.34	57.21	43.68
	55	28.17	20.30	34.12	25.17	40.07	30.21	48.00	36.54	55.83	42.26	56.29	42.98
	60	28.17	20.30	34.12	25.17	40.07	30.21	48.00	36.54	54.91	41.56	55.37	42.27
	65	28.17	20.30	34.12	25.17	40.07	30.21	48.00	36.54	53.99	40.86	54.45	41.57
	70	28.17	20.30	34.12	25.17	40.07	30.21	48.00	36.54	53.07	40.16	53.53	40.87
	75	28.17	20.30	34.12	25.17	40.07	30.21	48.00	36.54	52.15	39.47	52.61	40.17
	80	28.17	20.30	34.12	25.17	40.07	30.21	48.00	36.54	51.22	38.77	51.69	39.46
	85	28.17	20.30	34.12	25.17	40.07	30.21	48.00	36.54	50.30	38.07	50.77	38.76
	90	28.17	20.30	34.12	25.17	40.07	30.21	48.00	36.54	49.38	37.38	49.84	38.06
	95	28.17	20.30	34.12	25.17	40.07	30.21	48.00	36.54	48.46	36.68	48.92	37.35
100	28.17	20.30	34.12	25.17	40.07	30.21	47.08	35.83	47.54	35.98	47.97	36.63	
105	28.17	20.30	34.12	25.17	40.07	30.21	46.16	35.13	46.47	35.17	46.53	35.53	
110	28.17	20.30	34.12	25.17	40.07	30.21	43.40	33.03	44.46	33.65	45.09	34.43	
115	28.17	20.30	32.64	24.08	33.44	25.21	34.51	26.27	35.58	26.93	36.64	27.98	
118	25.02	18.03	27.29	20.13	28.09	21.17	29.15	22.19	30.22	22.87	31.29	23.89	
125	14.28	10.29	15.08	11.12	15.88	11.97	16.94	12.90	18.01	13.63	19.08	14.57	

NOTE - MBH = 1000 BTUs per hour.

COOLING CAPACITY

Size	Outdoor Temperature °F (Dry Bulb)	Indoor Temperature - °F (Dry Bulb / Wet Bulb)											
		67 / 57		71 / 60		75 / 63		80 / 67		85 / 71		90 / 75	
		Total	Sensible	Total	Sensible	Total	Sensible	Total	Sensible	Total	Sensible	Total	Sensible
MBH		MBH		MBH		MBH		MBH		MBH		MBH	
054	-10	31.39	22.62	38.02	28.05	44.66	33.67	53.50	40.72	62.34	47.19	71.19	54.35
	5	31.39	22.62	38.02	28.05	44.66	33.67	53.50	40.72	62.34	47.19	71.19	54.35
	10	31.39	22.62	38.02	28.05	44.66	33.67	53.50	40.72	62.34	47.19	71.19	54.35
	15	31.39	22.62	38.02	28.05	44.66	33.67	53.50	40.72	62.34	47.19	70.95	54.17
	20	31.39	22.62	38.02	28.05	44.66	33.67	53.50	40.72	62.34	47.19	69.92	53.39
	25	31.39	22.62	38.02	28.05	44.66	33.67	53.50	40.72	62.34	47.19	68.90	52.60
	30	31.39	22.62	38.02	28.05	44.66	33.67	53.50	40.72	62.34	47.19	67.87	51.82
	35	31.39	22.62	38.02	28.05	44.66	33.67	53.50	40.72	62.34	47.19	66.85	51.04
	40	31.39	22.62	38.02	28.05	44.66	33.67	53.50	40.72	62.34	47.19	65.82	50.25
	45	31.39	22.62	38.02	28.05	44.66	33.67	53.50	40.72	62.34	47.19	64.79	49.47
	50	31.39	22.62	38.02	28.05	44.66	33.67	53.50	40.72	62.34	47.19	63.77	48.69
	55	31.39	22.62	38.02	28.05	44.66	33.67	53.50	40.72	62.23	47.10	62.74	47.90
	60	31.39	22.62	38.02	28.05	44.66	33.67	53.50	40.72	61.20	46.32	61.71	47.12
	65	31.39	22.62	38.02	28.05	44.66	33.67	53.50	40.72	60.17	45.54	60.69	46.33
	70	31.39	22.62	38.02	28.05	44.66	33.67	53.50	40.72	59.15	44.77	59.66	45.55
	75	31.39	22.62	38.02	28.05	44.66	33.67	53.50	40.72	58.12	43.99	58.63	44.77
	80	31.39	22.62	38.02	28.05	44.66	33.67	53.50	40.72	57.09	43.21	57.61	43.98
	85	31.39	22.62	38.02	28.05	44.66	33.67	53.50	40.72	56.07	42.44	56.58	43.20
	90	31.39	22.62	38.02	28.05	44.66	33.67	53.50	40.72	55.04	41.66	55.56	42.42
	95	31.39	22.62	38.02	28.05	44.66	33.67	53.50	40.72	54.01	40.88	54.53	41.63
	100	31.39	22.62	38.02	28.05	44.66	33.67	52.47	39.94	52.99	40.11	53.47	40.82
105	31.39	22.62	38.02	28.05	44.66	33.67	51.45	39.16	51.79	39.20	51.86	39.60	
110	31.39	22.62	38.02	28.05	44.66	33.67	48.37	36.82	49.56	37.51	50.26	38.37	
115	31.39	22.62	36.38	26.84	37.27	28.10	38.46	29.28	39.65	30.01	40.84	31.18	
118	27.88	20.09	30.41	22.44	31.31	23.60	32.49	24.73	33.68	25.49	34.87	26.62	
125	15.91	11.47	16.81	12.40	17.70	13.34	18.89	14.37	20.07	15.19	21.26	16.23	
060	-10	35.21	25.37	42.64	31.46	50.08	37.76	60.00	45.67	69.92	52.92	79.83	60.95
	5	35.21	25.37	42.64	31.46	50.08	37.76	60.00	45.67	69.92	52.92	79.83	60.95
	10	35.21	25.37	42.64	31.46	50.08	37.76	60.00	45.67	69.92	52.92	79.83	60.95
	15	35.21	25.37	42.64	31.46	50.08	37.76	60.00	45.67	69.92	52.92	79.57	60.75
	20	35.21	25.37	42.64	31.46	50.08	37.76	60.00	45.67	69.92	52.92	78.42	59.87
	25	35.21	25.37	42.64	31.46	50.08	37.76	60.00	45.67	69.92	52.92	77.27	58.99
	30	35.21	25.37	42.64	31.46	50.08	37.76	60.00	45.67	69.92	52.92	76.12	58.12
	35	35.21	25.37	42.64	31.46	50.08	37.76	60.00	45.67	69.92	52.92	74.97	57.24
	40	35.21	25.37	42.64	31.46	50.08	37.76	60.00	45.67	69.92	52.92	73.82	56.36
	45	35.21	25.37	42.64	31.46	50.08	37.76	60.00	45.67	69.92	52.92	72.67	55.48
	50	35.21	25.37	42.64	31.46	50.08	37.76	60.00	45.67	69.92	52.92	71.51	54.60
	55	35.21	25.37	42.64	31.46	50.08	37.76	60.00	45.67	69.79	52.82	70.36	53.72
	60	35.21	25.37	42.64	31.46	50.08	37.76	60.00	45.67	68.63	51.95	69.21	52.84
	65	35.21	25.37	42.64	31.46	50.08	37.76	60.00	45.67	67.48	51.08	68.06	51.96
	70	35.21	25.37	42.64	31.46	50.08	37.76	60.00	45.67	66.33	50.21	66.91	51.09
	75	35.21	25.37	42.64	31.46	50.08	37.76	60.00	45.67	65.18	49.33	65.76	50.21
	80	35.21	25.37	42.64	31.46	50.08	37.76	60.00	45.67	64.03	48.46	64.61	49.33
	85	35.21	25.37	42.64	31.46	50.08	37.76	60.00	45.67	62.88	47.59	63.46	48.45
	90	35.21	25.37	42.64	31.46	50.08	37.76	60.00	45.67	61.73	46.72	62.31	47.57
	95	35.21	25.37	42.64	31.46	50.08	37.76	60.00	45.67	60.58	45.85	61.15	46.69
	100	35.21	25.37	42.64	31.46	50.08	37.76	58.85	44.79	59.43	44.98	59.96	45.78
105	35.21	25.37	42.64	31.46	50.08	37.76	57.70	43.92	58.09	43.97	58.16	44.41	
110	35.21	25.37	42.64	31.46	50.08	37.76	54.25	41.29	55.58	42.07	56.37	43.04	
115	35.21	25.37	40.80	30.10	41.80	31.51	43.14	32.83	44.47	33.66	45.80	34.97	
118	31.27	22.53	34.11	25.17	35.11	26.47	36.44	27.74	37.78	28.59	39.11	29.86	
125	17.85	12.86	18.85	13.90	19.85	14.96	21.18	16.12	22.51	17.04	23.85	18.21	

NOTE - MBH = 1000 BTUs per hour.

HEATING CAPACITY

Size	Outdoor Temperature (°F)		Indoor Temperature - °F (Dry Bulb)					
			61	64	67	70	73	75
	Dry Bulb	Wet Bulb	Total Capacity					
			MBH	MBH	MBH	MBH	MBH	MBH
012	-13	-14	5.30	5.03	4.75	4.48	4.21	4.02
	-8	-9	6.10	5.82	5.55	5.27	5.00	4.81
	-3	-4	6.89	6.61	6.34	6.06	5.79	5.60
	2	1	7.68	7.40	7.13	6.85	6.58	6.40
	7	6	8.47	8.20	7.92	7.65	7.37	7.19
	12	10	9.10	8.83	8.55	8.28	8.00	7.82
	17	15	9.89	9.62	9.35	9.07	8.80	8.61
	22	20	10.69	10.41	10.14	9.86	9.59	9.40
	27	24	11.32	11.04	10.77	10.50	10.22	10.04
	32	29	12.11	11.84	11.56	11.29	11.01	10.83
	37	34	12.90	12.63	12.35	12.08	11.80	11.62
	42	38	13.54	13.26	12.99	12.71	12.44	11.93
	47	43	14.33	14.05	13.78	13.50	12.56	11.93
	52	47	14.96	14.69	14.41	13.50	12.56	11.93
	57	52	15.75	15.38	14.44	13.50	12.56	11.93
	62	56	16.33	15.38	14.44	13.50	12.56	11.93
	67	61	16.33	15.38	14.44	13.50	12.56	11.93
	72	66	16.33	15.38	14.44	13.50	12.56	11.93
75	69	16.33	15.38	14.44	13.50	12.56	11.93	
80	74	16.33	15.38	14.44	13.50	12.56	11.93	
018	-13	-14	9.49	9.06	8.63	8.20	7.78	7.49
	-8	-9	10.61	10.18	9.75	9.33	8.90	8.61
	-3	-4	11.73	11.30	10.88	10.45	10.02	9.74
	2	1	12.85	12.43	12.00	11.57	11.14	10.86
	7	6	13.98	13.55	13.12	12.70	12.27	11.98
	12	10	14.88	14.45	14.02	13.59	13.17	12.88
	17	15	16.00	15.57	15.14	14.72	14.29	14.00
	22	20	17.12	16.69	16.27	15.84	15.41	15.13
	27	24	18.02	17.59	17.16	16.74	16.31	16.03
	32	29	19.14	18.72	18.29	17.86	17.43	17.15
	37	34	20.27	19.84	19.41	18.98	18.56	18.27
	42	38	21.16	20.74	20.31	19.88	19.45	18.56
	47	43	22.29	21.86	21.43	21.00	19.53	18.56
	52	47	23.18	22.76	22.33	21.00	19.53	18.56
	57	52	24.31	23.88	22.47	21.00	19.53	18.56
	62	56	25.21	23.93	22.47	21.00	19.53	18.56
	67	61	25.40	23.93	22.47	21.00	19.53	18.56
	72	66	25.40	23.93	22.47	21.00	19.53	18.56
75	69	25.40	23.93	22.47	21.00	19.53	18.56	
80	74	25.40	23.93	22.47	21.00	19.53	18.56	

NOTE - MBH = 1000 BTUs per hour.

HEATING CAPACITY

Size	Outdoor Temperature (°F)		Indoor Temperature - °F (Dry Bulb)					
			61	64	67	70	73	75
	Dry Bulb	Wet Bulb	Total Capacity					
		MBH	MBH	MBH	MBH	MBH	MBH	
024	-13	-14	12.95	12.40	11.85	11.30	10.75	10.38
	-8	-9	14.23	13.69	13.14	12.59	12.04	11.67
	-3	-4	15.54	14.99	14.44	13.89	13.34	12.98
	2	1	16.87	16.32	15.77	15.22	14.67	14.30
	7	6	18.21	17.66	17.11	16.56	16.01	15.65
	12	10	19.30	18.75	18.20	17.65	17.10	16.73
	17	15	20.67	20.12	19.57	19.02	18.47	18.11
	22	20	22.06	21.51	20.97	20.42	19.87	19.50
	27	24	23.19	22.64	22.09	21.54	20.99	20.63
	32	29	24.61	24.07	23.52	22.97	22.42	22.05
	37	34	26.06	25.51	24.96	24.41	23.86	23.49
	42	38	27.22	26.67	26.12	25.57	25.03	23.86
	47	43	28.70	28.15	27.60	27.00	25.12	23.86
	52	47	29.89	29.34	28.79	27.00	25.12	23.86
	57	52	31.39	30.77	28.88	27.00	25.12	23.86
	62	56	32.61	30.77	28.88	27.00	25.12	23.86
	67	61	32.65	30.77	28.88	27.00	25.12	23.86
	72	66	32.65	30.77	28.88	27.00	25.12	23.86
75	69	32.65	30.77	28.88	27.00	25.12	23.86	
80	74	32.65	30.77	28.88	27.00	25.12	23.86	
030	-13	-14	13.82	13.12	12.43	11.74	11.05	10.59
	-8	-9	15.77	15.08	14.39	13.69	13.00	12.54
	-3	-4	17.72	17.03	16.34	15.65	14.95	14.49
	2	1	19.68	18.98	18.29	17.60	16.91	16.45
	7	6	21.63	20.94	20.25	19.55	18.86	18.40
	12	10	23.19	22.50	21.81	21.12	20.42	19.96
	17	15	25.14	24.45	23.76	23.07	22.38	21.92
	22	20	27.10	26.41	25.71	25.02	24.33	23.87
	27	24	28.66	27.97	27.28	26.59	25.89	25.43
	32	29	30.61	29.92	29.23	28.54	27.85	27.39
	37	34	32.57	31.88	31.18	30.49	29.80	29.34
	42	38	34.13	33.44	32.75	32.05	31.36	30.05
	47	43	36.08	35.39	34.70	34.00	31.63	30.05
	52	47	37.65	36.95	36.26	34.00	31.63	30.05
	57	52	39.60	38.74	36.37	34.00	31.63	30.05
	62	56	41.12	38.74	36.37	34.00	31.63	30.05
	67	61	41.12	38.74	36.37	34.00	31.63	30.05
	72	66	41.12	38.74	36.37	34.00	31.63	30.05
75	69	41.12	38.74	36.37	34.00	31.63	30.05	
80	74	41.12	38.74	36.37	34.00	31.63	30.05	

NOTE - MBH = 1000 BTUs per hour.

HEATING CAPACITY

Size	Outdoor Temperature (°F)		Indoor Temperature - °F (Dry Bulb)					
			61	64	67	70	73	75
	Dry Bulb	Wet Bulb	Total Capacity					
			MBH	MBH	MBH	MBH	MBH	MBH
036	-13	-14	15.72	14.90	14.09	13.27	12.46	11.92
	-8	-9	18.06	17.25	16.43	15.62	14.80	14.26
	-3	-4	20.41	19.59	18.78	17.96	17.15	16.61
	2	1	22.75	21.94	21.12	20.31	19.50	18.95
	7	6	25.10	24.28	23.47	22.65	21.84	21.30
	12	10	26.97	26.16	25.34	24.53	23.72	23.17
	17	15	29.32	28.50	27.69	26.88	26.06	25.52
	22	20	31.66	30.85	30.04	29.22	28.41	27.86
	27	24	33.54	32.73	31.91	31.10	30.28	29.74
	32	29	35.88	35.07	34.26	33.44	32.63	32.09
	37	34	38.23	37.42	36.60	35.79	34.97	34.43
	42	38	40.11	39.29	38.48	37.66	36.85	35.35
	47	43	42.45	41.64	40.82	40.00	37.21	35.35
	52	47	44.33	43.51	42.70	40.00	37.21	35.35
	57	52	46.67	45.88	42.79	40.00	37.21	35.35
	62	56	48.37	45.88	42.79	40.00	37.21	35.35
	67	61	48.37	45.88	42.79	40.00	37.21	35.35
72	66	48.37	45.88	42.79	40.00	37.21	35.35	
75	69	48.37	45.88	42.79	40.00	37.21	35.35	
80	74	48.37	45.88	42.79	40.00	37.21	35.35	
048	-13	-14	24.61	23.51	22.41	21.31	20.21	19.48
	-8	-9	27.47	26.38	25.28	24.18	23.08	22.35
	-3	-4	30.34	29.24	28.15	27.05	25.95	25.21
	2	1	33.21	32.11	31.01	29.92	28.82	28.08
	7	6	36.08	34.98	33.88	32.78	31.68	30.95
	12	10	38.38	37.28	36.18	35.08	33.98	33.25
	17	15	41.24	40.15	39.05	37.95	36.85	36.12
	22	20	44.11	43.01	41.91	40.82	39.72	38.98
	27	24	46.41	45.31	44.21	43.11	42.01	41.28
	32	29	49.28	48.18	47.08	45.98	44.88	44.15
	37	34	52.14	51.05	49.95	48.85	47.75	47.02
	42	38	54.44	53.34	52.24	51.14	50.04	47.72
	47	43	57.31	56.21	55.11	54.00	50.23	47.72
	52	47	59.60	58.50	57.41	54.00	50.23	47.72
	57	52	62.47	61.37	57.77	54.00	50.23	47.72
	62	56	64.77	61.53	57.77	54.00	50.23	47.72
	67	61	65.30	61.53	57.77	54.00	50.23	47.72
72	66	65.30	61.53	57.77	54.00	50.23	47.72	
75	69	65.30	61.53	57.77	54.00	50.23	47.72	
80	74	65.30	61.53	57.77	54.00	50.23	47.72	

NOTE - MBH = 1000 BTUs per hour.

HEATING CAPACITY

Size	Outdoor Temperature (°F)		Indoor Temperature - °F (Dry Bulb)					
			61	64	67	70	73	75
	Dry Bulb	Wet Bulb	Total Capacity					
		MBH	MBH	MBH	MBH	MBH	MBH	
054	-13	-14	25.32	24.10	22.88	21.66	20.44	19.62
	-8	-9	28.69	27.47	26.24	25.02	23.80	22.99
	-3	-4	32.05	30.83	29.61	28.39	27.17	26.35
	2	1	35.42	34.19	32.97	31.75	30.53	29.72
	7	6	38.78	37.56	36.34	35.12	33.90	33.08
	12	10	41.47	40.25	39.03	37.81	36.59	35.77
	17	15	44.84	43.61	42.39	41.17	39.95	39.14
	22	20	48.20	46.98	45.76	44.54	43.32	42.50
	27	24	50.89	49.67	48.45	47.23	46.01	45.19
	32	29	54.26	53.04	51.81	50.59	49.37	48.56
	37	34	57.62	56.40	55.18	53.96	52.74	51.92
	42	38	60.31	59.09	57.87	56.65	55.43	53.02
	47	43	63.68	62.46	61.23	60.00	55.81	53.02
	52	47	66.37	65.15	63.93	60.00	55.81	53.02
	57	52	69.73	68.37	64.19	60.00	55.81	53.02
	62	56	72.42	68.37	64.19	60.00	55.81	53.02
	67	61	72.56	68.37	64.19	60.00	55.81	53.02
	72	66	72.56	68.37	64.19	60.00	55.81	53.02
75	69	72.56	68.37	64.19	60.00	55.81	53.02	
80	74	72.56	68.37	64.19	60.00	55.81	53.02	
060	-13	-14	27.85	26.51	25.17	23.82	22.48	21.59
	-8	-9	31.56	30.21	28.87	27.53	26.18	25.29
	-3	-4	35.26	33.91	32.57	31.23	29.88	28.99
	2	1	38.96	37.61	36.27	34.93	33.58	32.69
	7	6	42.66	41.31	39.97	38.63	37.29	36.39
	12	10	45.62	44.28	42.93	41.59	40.25	39.35
	17	15	49.32	47.98	46.63	45.29	43.95	43.05
	22	20	53.02	51.68	50.33	48.99	47.65	46.75
	27	24	55.98	54.64	53.29	51.95	50.61	49.71
	32	29	59.68	58.34	57.00	55.65	54.31	53.41
	37	34	63.38	62.04	60.70	59.35	58.01	57.11
	42	38	66.34	65.00	63.66	62.31	60.97	58.33
	47	43	70.04	68.70	67.36	66.00	61.40	58.33
	52	47	73.01	71.66	70.32	66.00	61.40	58.33
	57	52	76.71	75.21	70.60	66.00	61.40	58.33
	62	56	79.67	75.21	70.60	66.00	61.40	58.33
	67	61	79.81	75.21	70.60	66.00	61.40	58.33
	72	66	79.81	75.21	70.60	66.00	61.40	58.33
75	69	79.81	75.21	70.60	66.00	61.40	58.33	
80	74	79.81	75.21	70.60	66.00	61.40	58.33	

NOTE - MBH = 1000 BTUs per hour.

REVISIONS

Sections	Description of Change
Specifications	Indoor blower airflow and sound data updated.



Visit us at www.Lennox.com

For the latest technical information, www.LennoxCommercial.com

Contact us at 1-800-4-LENNOX

NOTE - Due to Lennox' ongoing commitment to quality, Specifications, Ratings and Dimensions subject to change without notice and without incurring liability. Improper installation, adjustment, alteration, service or maintenance can cause property damage or personal injury. Installation and service must be performed by a qualified installer and servicing agency.

©2021 Lennox Industries, Inc.