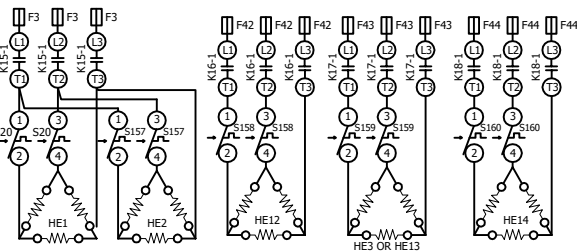
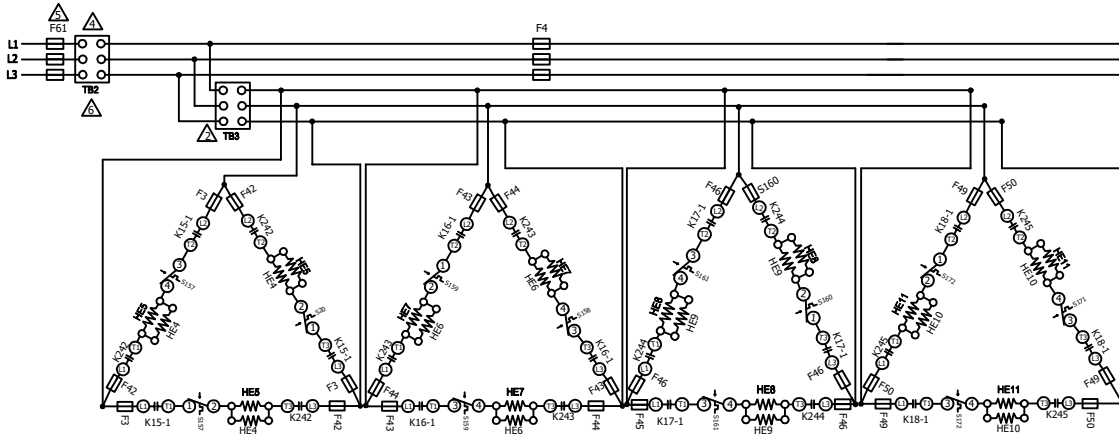
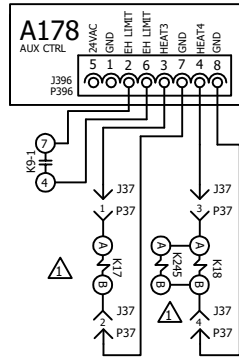
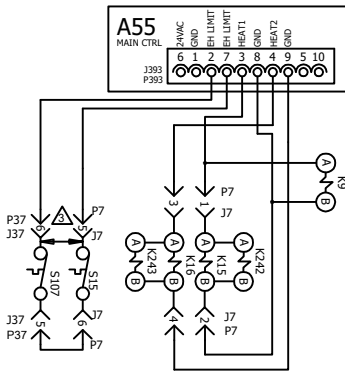


J/P	JACK/PLUG
7	ELECTRIC HEAT CONTROL
37	ELECTRIC HEAT CONTROL

KEY	DESCRIPTION
A55	CONTROL, BOARD LENNOX
A178	BOARD, COMP 3 & 4, C3 2nd STAGE HEAT
F3	FUSE, ELECTRIC HEAT
F4	FUSE, UNIT
F42	FUSE, ELECTRIC HEAT 1 A, 2A
F43	FUSE, ELECTRIC HEAT 3
F44	FUSE, ELECTRIC HEAT 4

F45	FUSE, ELECTRIC HEAT 5
F46	FUSE, ELECTRIC HEAT 6
F49	FUSE, ELECTRIC HEAT 7
F50	FUSE, ELECTRIC HEAT 8
F61	FUSE, UNIT - SCCR
HE1	ELEMENT, ELECTRIC HEAT 1
HE2	ELEMENT, ELECTRIC HEAT 2
HE3	ELEMENT, ELECTRIC HEAT 3
HE4	ELEMENT, ELECTRIC HEAT 4
HE5	ELEMENT, ELECTRIC HEAT 5
HE6	ELEMENT, ELECTRIC HEAT 6
HE7	ELEMENT, ELECTRIC HEAT 7
HE8	ELEMENT, ELECTRIC HEAT 8
HE9	ELEMENT, ELECTRIC HEAT 9
HE10	ELEMENT, ELECTRIC HEAT 10
HE11	ELEMENT, ELECTRIC HEAT 11
HE12	ELEMENT, ELECTRIC HEAT 12
HE13	ELEMENT, ELECTRIC HEAT 13
HE14	ELEMENT, ELECTRIC HEAT 14
K9-1	RELAY, HEAT
K15-1	CONTACTOR, ELECTRIC HEAT 1.2
K16-1	CONTACTOR, ELECTRIC HEAT 1A,2A
K17-1	CONTACTOR, ELECTRIC HEAT 3.4
K18-1	CONTACTOR, ELECTRIC HEAT 5.6
K242	CONTACTOR, ELECTRIC HEAT 1
K243	CONTACTOR, ELECTRIC HEAT 2
K244	CONTACTOR, ELECTRIC HEAT 3
K245	CONTACTOR, ELECTRIC HEAT 4
S15	SWITCH, LIMIT PRIMARY ELECTRIC HEAT
S20	SWITCH, LIMIT SECONDARY ELECTRIC HEAT 1.2
S107	SWITCH, PRIMARY ELECTRIC HEAT
S157	SWITCH, LIMIT SECONDARY ELECTRIC HEAT 2
S158	SWITCH, LIMIT SECONDARY ELECTRIC HEAT 3
S159	SWITCH, LIMIT SECONDARY ELECTRIC HEAT 4
S160	SWITCH, LIMIT SECONDARY ELECTRIC HEAT 5
S161	SWITCH, LIMIT SECONDARY ELECTRIC HEAT 6
S171	SWITCH, LIMIT SECONDARY ELECTRIC HEAT 7
S172	SWITCH, LIMIT SECONDARY ELECTRIC HEAT 8
TB2	TERMINAL STRIP, UNIT
TB3	TERMINAL STRIP, ELECTRIC HEAT



DESIGNATION	VOLTAGE
Y	208-230/60/3

C UNITS 156 TO 300

- ⚠ NOT USED ON 15 AND 30KW UNITS
- ⚠ TB3 IS USED IN SOME UNITS
- ⚠ REMOVE PLUG WHEN FIELD INSTALLING ELECTRIC HEAT
- ⚠ TB2, CB10 OR 548 MAY BE USED ON NON SCCR UNITS
- ⚠ F61 USED ON SCCR OPTION UNITS ONLY
- ⚠ TB2 IS USED IN SOME SCCR OPTION UNITS ONLY

← DENOTES OPTIONAL COMPONENTS

KW	HE1	HE2	HE3	HE4	HE5	HE6	HE7	HE8	HE9	HE10	HE11	HE12	HE13	HE14
15	7.5	7.5												
30			15	15										
45	15									7.5	15	7.5		
60	15									15	15	15		
90	15		15			15	15		15	15				

2020/10	WIRING DIAGRAM	10/20
	538127-01	
HEATING		
ELECTRIC HEAT		
E1EH, EHA - 15, 30, 45, 60, 90, - Y		
SECTION A		REV 0
Supersedes		New Form No. 538127-01